



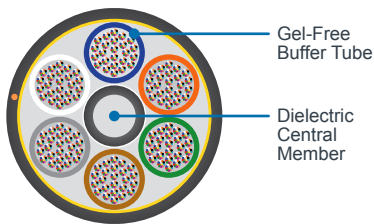
A Furukawa Company

AccuTube®+ Rollable Ribbon (RR) in Loose Tube Cable

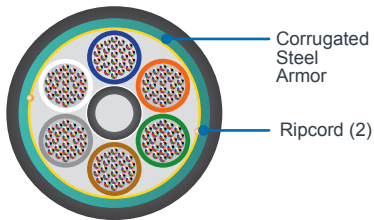
Ultra-High-Density Cable for Performance You Can Count On



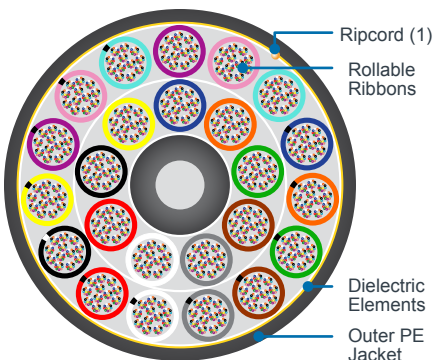
AccuTube+ 1728-Fiber RR Cable



432-1728 Fiber Dielectric Cable Cross-Section



432-1728 Fiber Metallic Cable Cross-Section



3456 Fiber Dielectric Cable Cross-Section

Features

- Outstanding carrying capacity for ultra-high-density applications
- Rugged loose tube design features OFS rollable ribbon technology in individual polypropylene buffer tubes
- Completely gel-free design
- Fiber counts of 432, 576, 864, 1728 and 3456
- Easily identifiable ribbon print marking using blocks and bars
- Meets the mechanical and optical requirements of Telcordia GR-20 Issue 4 and ANSI/ICEA S-87-640 for outside plant (OSP) fiber optic cables
- 432, 576, 864 and 1728 fiber count available in Dielectric or Armored Versions

Benefits

- Ribbon design enables smaller cable outer diameter (OD) and reduced weight versus comparable flat ribbon designs
- Rollable ribbon structure helps facilitate efficient mass fusion splicing and easy access to individual fibers for mid-span splice access
- Loose tube design enables rugged installation performance and easier ribbon access versus alternative rollable ribbon cable designs
- Gel-free design helps facilitate faster cable preparation
- Robustness suitable for OSP design

Product Description

The AccuTube+ Rollable Ribbon (RR) Cable features 432, 576, 864, 1728 or 3456 optical fibers in a gel-free, loose tube cable design. This cable features rollable ribbons, OFS' newest optical fiber ribbon design. To form these ribbons, individual 250 μm fibers are partially bonded to each other at predetermined points.

Why the AccuTube+ RR Cable?

With up to 3456 fibers in a single cable, the AccuTube+ RR Cable offers exceptional carrying capacity for high-growth, high-bandwidth applications. This cable's rollable ribbon design helps users achieve highly efficient and cost-effective mass fusion splicing along with easy individual fiber breakout. This capability helps to simplify installation and save on labor costs. In addition, the AccuTube+ RR Cable's significantly greater fiber density can help to expand the capacity of existing pathways using smaller, lower-cost duct systems. For example, the 1728 fiber count cables can be routed in existing 1 1/4-inch pathways while the 3456 fiber count cables are suited for 2-inch pathways.

The AccuTube+ RR Cable's ribbons may be "rolled" (compacted) and routed like individual fibers to facilitate use in smaller closures and splice trays.

In addition, this cable's completely gel-free water-blocking design also helps to reduce the time required to prepare cable ends and achieve mid-span access which can also help with reduced labor and splice costs.

With its ability to maximize duct utilization, the AccuTube+ RR Cable is an excellent choice for connecting very large fiber distribution hubs. It is also highly suitable for use in data centers, FTTx and access networks.



A Furukawa Company

AccuTube®+ Rollable Ribbon (RR) in Loose Tube Cable

Specifications							
	Dielectric Construction				Metallic Construction		
Fiber Count	432	576-864	1728	3456*	432	576-864	1728
Cable Outer Diameter - in. (mm)	0.66 (16.8)	0.85 (21.6)	0.99 (25.1)	1.38 (35.0)	0.73 (18.6)	0.91 (23.2)	1.05 (26.8)
Cable Weight - lb/kft (kg/km)	141 (210)	212 (315)	310 (460)	556 (828)	195 (290)	281 (418)	366 (545)
Buffer Tube Diameter - in. (mm)	0.18 (4.5)	0.24 (6.0)	0.28 (7.0)	0.20 (5.0)	0.18 (4.5)	0.24 (6.0)	0.30 (7.0)
Recommended Duct Size	1 in.	1 in.	1 1/4 in.	2 in.	1 in.	1 1/4 in.	1 1/2 in.
Handling (All Fiber Counts)				Temperature (All Fiber Counts)			
Minimum Bend Radius, with Load	15 x OD (Outer Diameter)			Installation	-22 °F to 140 °F (-30 °C to 60 °C)		
Minimum Bend Radius, with No Load	15 x OD			Operation	-40 °F to 158 °F (-40 °C to 70 °C)		
Minimum Bend Radius, Storage Coils	15 x OD			Storage	-40 °F to 167 °F (-40 °C to 75 °C)		
Rated Installation Load	1000 lb. (4448 N)			* NOTE: 3456 Fiber Count Cables are only available with AllWave® FLEX ZWP Optical Fiber.			
Maximum Long-Term Load	333 lb. (1481 N)						
Performance Standard (All Fiber Counts)							
Tested per Applicable Requirements of ANSI/ICEA S-87-640 and Telcordia GR-20 CORE Issue 4.							

Fiber Type ²							
Single-Mode Optical Fiber	Fiber (S1)	Fiber (S2)	Fiber (SF)	Fiber Standards	Wavelengths (nm)	Typical* Attenuation (dB/km)	Maximum Cable on Reel Attenuation (dB/km)
AllWave®+ ZWP Optical Fiber	3	G	E	G.652.D/ G.657.A1	1310/1385/1550	0.35/0.3/0.22	0.4/0.4/0.3
AllWave FLEX ZWP Optical Fiber**	5	G	E	G.652.D/ G.657.A1	1310/1385/1550	0.35/0.3/0.22	0.4/0.4/0.3

NOTE: For more information regarding typical attenuation as well as attenuation parameters on Link Design Value (LDV) (Maximum end-to-end link attenuations over a concatenated span), please see OFS Application Note AN-111-A which can be downloaded at www.ofsoptics.com or contact your OFS representative.

AccuTube+ RR Cable Ordering Information			
Example: AT-3GE1X5T- <i>nnnn</i> ¹ and AT-5GE1X5T-3456*			
Part Number: AT - <i>S1 S2 SF S3 S4 S5 S6</i> - <i>NNNN</i>			
S1 = Fiber Selection See S1 Fiber Table above	S4 = Tensile Load X = 1,000 lb. (4450 N)	Fibers per Buffer Tube (12-Fiber Ribbons)	
S2 = Fiber Transmission Performance See S2 Fiber Table above	Core Type 5 = Gel-Free Loose Tube RR in 4.5 mm Tubes (432 Fiber) 5 = Gel-Free Loose Tube RR in 6.0 mm Tubes (864 Fiber) 5 = Gel-Free Loose Tube RR in 7.0 mm Tubes (1728 Fiber) 5 = Gel-Free Loose Tube RR in 5.0 mm Tubes (3456 Fiber)	S6 = T = 72 Fibers/Tube (432 Fiber) T = 144 Fibers/Tube (864 Fiber) T = 288 Fibers/Tube (1728 Fiber) T = 144 Fibers/Tube = (3456 Fiber)	
SF = Fiber Type² See SF Fiber Table above		NNNN = Fiber Count 432, 576, 864, 1728 and 3456	
S3 = Sheath Construction 1 = Single Jacket, All Dielectric H = Single Jacket, Single Armor			

¹ ATE-3GE is for 432 to 1728 Fiber and AT-5GE is for 3456 Fiber. Part Number shown is for an AccuTube+ Rollable Ribbon Cable with standard 144 AllWave+ ZWP Optical Fibers and standard cable print. **OFS OPTICAL CABLE AT-3GE1X5T-NNNN [MM/YY] (UL) US TYPE OFNR [HANDSET SYMBOL] [NNN] F [SERIAL #]**

² Contact OFS Order Management for information on other cable variations including additional fiber types, fiber counts, attenuation and custom cable print.

For additional information please contact your sales representative.

You can also visit our website at www.ofsoptics.com or call 1-888-fiberhelp (1-888-342-3743) USA or 1-770-798-5555 outside the USA.



Copyright © 2021 OFS Fitel, LLC.
All rights reserved, printed in USA.

OFS Marketing Communications
Doc ID: osp-182 Date: 06/21



AccuTube and AllWave are registered trademarks of OFS Fitel, LLC.

OFS reserves the right to make changes to the prices and product(s) described in this document at any time without notice. This document is for informational purposes only and is not intended to modify or supplement any OFS warranties or specifications relating to any of its products or services.