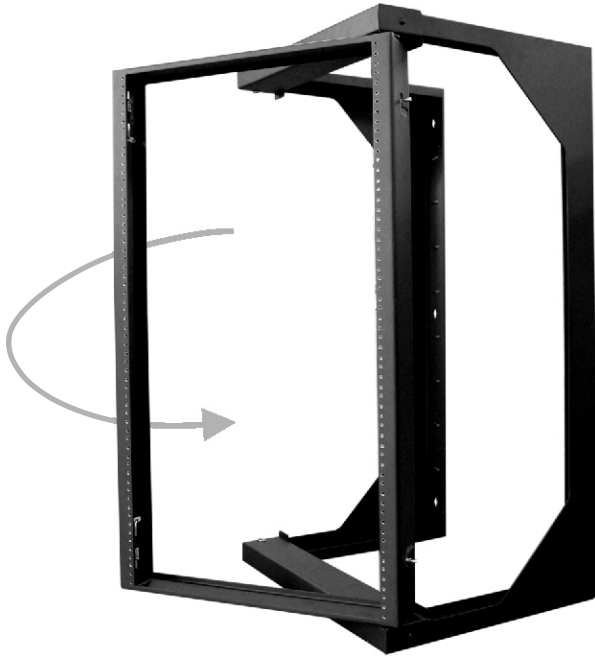


OPEN FRAME RACK Wall Mount - Swing-Out Design




Width 20.5" - Depth 18"




- Features:
- ▶ Complete with assembly hardware and set of #12-24 equipment screws.
 - ▶ Structure in cold rolled steel 14 AWG.
 - ▶ Mounting brackets in cold rolled steel 11 AWG.
 - ▶ Meets or exceeds EIA-310D standards.
 - ▶ Easy to assemble.
 - ▶ Available only in black powder coat finish.

Swing-Out Design ▼




Offers unparalleled access to component rear panels. The rear section can be easily separated from the mounting section for ease of field installation.

Opening System ▼



The front section is reversible for right or left side opening.

"U" Shaped Rails ▼



"U" shaped rails 3" x 1 1/4" tapped #12-24 both front and rear with EIA compliant RMS spacing.

Specifications

Stock No.	Height	Format	RU	Color
SR1935-20-02	35"	19"	20 RU	Black
SR1943-25-02	43.75"	19"	25 RU	Black

RU = Rack Units

External Dimensions

Product					Package			
RU	Height	Width	Depth	Load Capacity	Height	Width	Depth	Shipping Weight
20 RU	39"	20.5"	18"	80 lbs	7"	22"	39"	46 lbs
25 RU	48"	20.5"	18"	98 lbs	7"	22"	48"	50 lbs

Internal Dimensions

Product				
RU	Height	Width	Depth	Load Capacity
20 RU	35"	20.5"	15"	80 lbs
25 RU	43.75"	20.5"	15"	98 lbs