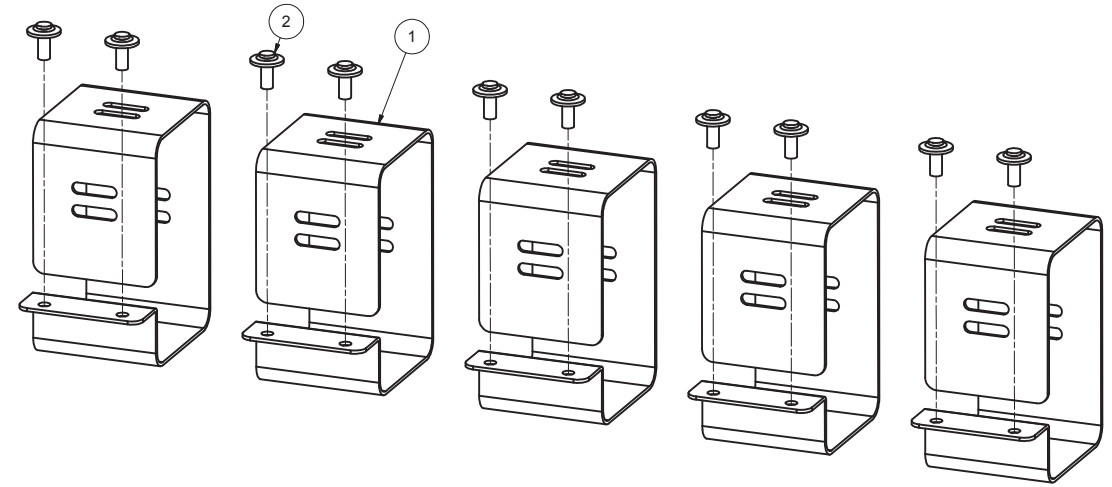
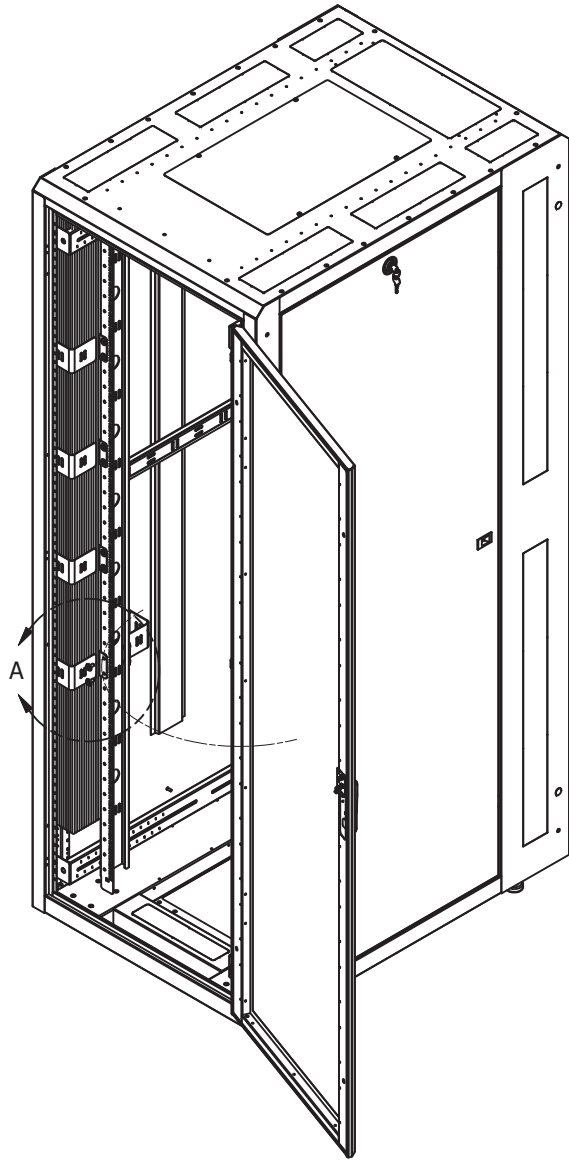


REVISION HISTORY			
REV	DESCRIPTION	DATE	APPROVED
0	ECO-02557	5/19/2009	WSS

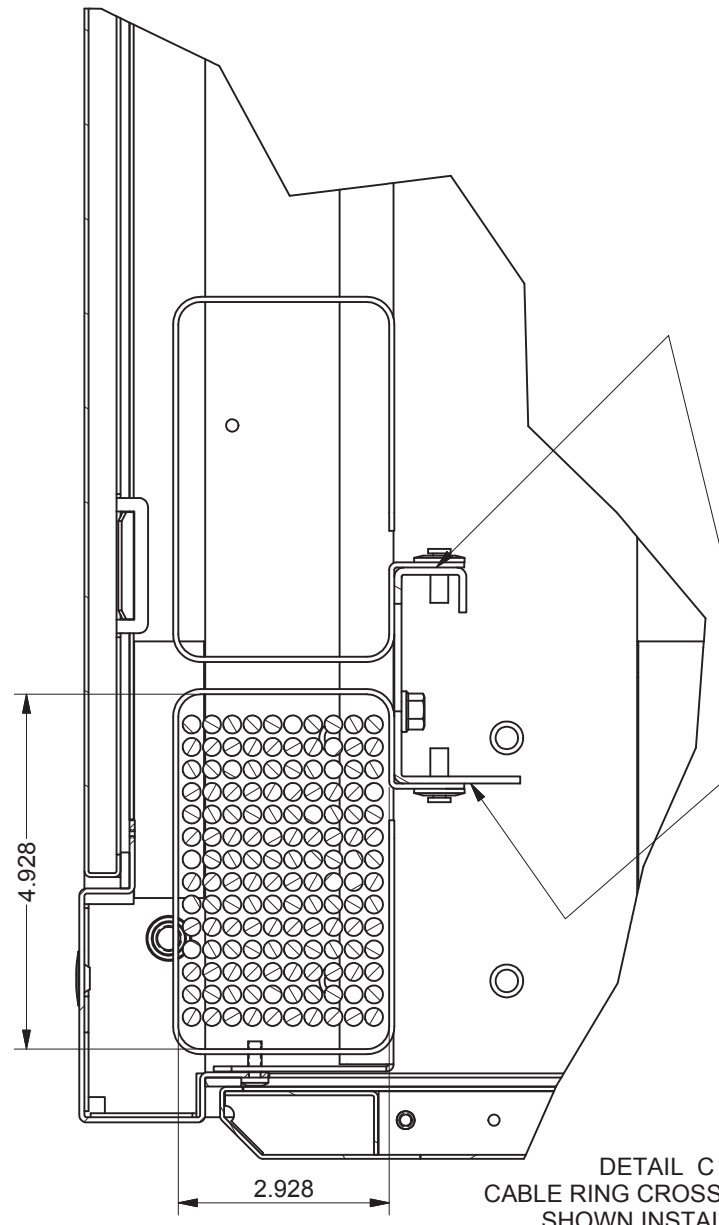
Bill of Material						
ITEM	PART NUMBER	STOCK NUMBER	QTY	DESCRIPTION	FILE NAME	REVISION
1	CM11X100		5	CABLE MANAGEMENT RING, FOR 30"W "E", "ES" & "LE" SERIES ENCLOSURES	1008378.ipt	0
2	30063008-05004D		10	PANEL FASTENER, TUFLOK, ITW-FASTEX. OR EQUIV.	30063008-05004D.ipt	-

14.43 Sq. in. CABLING AREA
.05 Sq. in. CABLE CROSS SECTION AREA
AT 50% RECOMMENDED FILL RATIO
YIELDS, **144** Cat 6 CABLES



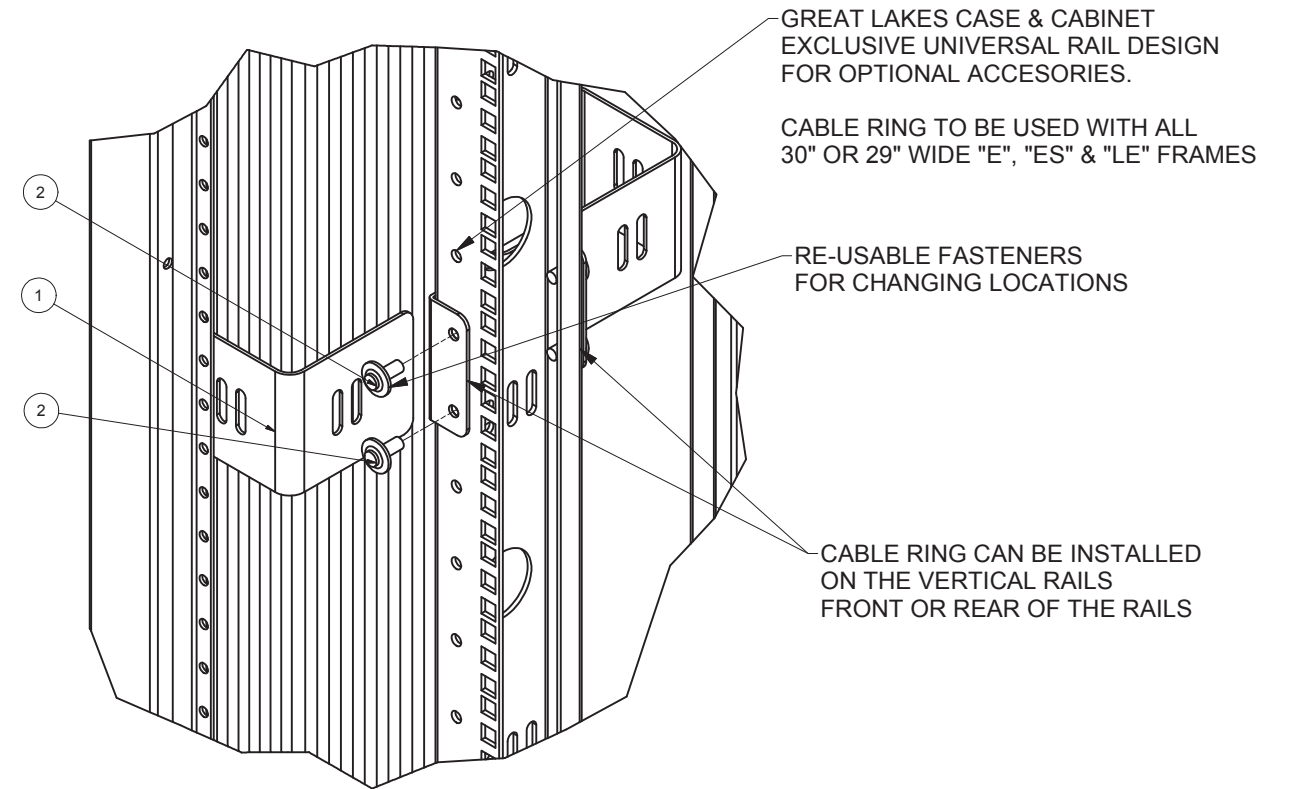
SPECIAL NOTES:

1. PLACE THE FASTENERS IN A SEPARATE HARDWARE PACK.
2. PLACE SHEET METAL COMPONENTS & HARDWARE PACK IN CLEAR SEALABLE BAG & TAPE CLOSED & LABEL WITH PAR NUMBER.



CABLE RING CAN BE INSTALLED ON THE VERTICAL RAILS FRONT OR REAR OF THE RAILS

DETAIL C
CABLE RING CROSS SECTION SHOWN INSTALLED



GREAT LAKES CASE & CABINET EXCLUSIVE UNIVERSAL RAIL DESIGN FOR OPTIONAL ACCESORIES.

CABLE RING TO BE USED WITH ALL 30" OR 29" WIDE "E", "ES" & "LE" FRAMES

RE-USABLE FASTENERS FOR CHANGING LOCATIONS

CABLE RING CAN BE INSTALLED ON THE VERTICAL RAILS FRONT OR REAR OF THE RAILS

INTERPRET DRAWING PER ASME Y14.5M-1994
DIMENSIONAL LIMITS APPLY AFTER APPLICATION OF FINISH
DRAWING NOT TO SCALE
TOLERANCE UNLESS OTHERWISE NOTED:
ANGULAR +/- .1
.XXXX +/- .010
.XXX +/- .015
.XX +/- .030
.X FOR REF. ONLY

DETAIL A NOTICE:
Use of this document is subject to a confidentiality and nondisclosure agreement with Great Lakes Case & Cabinet Co., Inc. (GLCC) and may not be reproduced, disclosed or utilized in whole or in part without prior written authorization from GLCC.

PART NUMBER: **CM11**
QTY PER UNIT: 1
MATERIAL TYPE: C.R.S.
MATERIAL GAUGE: #14 GA
FINISH: SEE DETAIL
DRAWN: DATE 5/19/2009
CHECKED & APP. DATE 5/19/09
C.D.

TITLE: **CABLE MANAGEMENT RING, KIT OF 5, FOR 30"W "E", "ES" & "LE" SERIES ENCLOSURES**
GREAT LAKES CASE & CABINET CO., INC.
P.O. BOX 551 EDINBORO, PA 16412
PHONE (814) 734-7303 FAX (814) 734-3907
E-MAIL glcc@greatcabinets.com

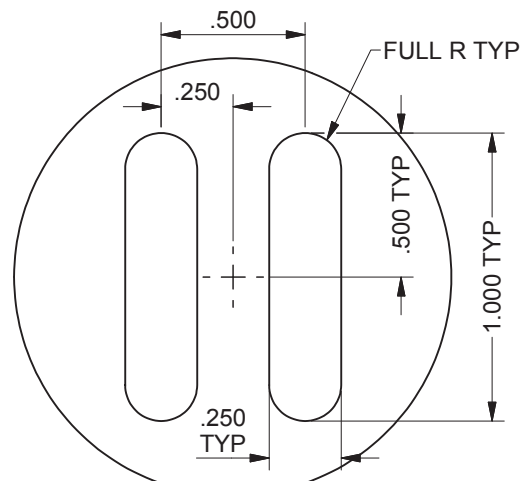
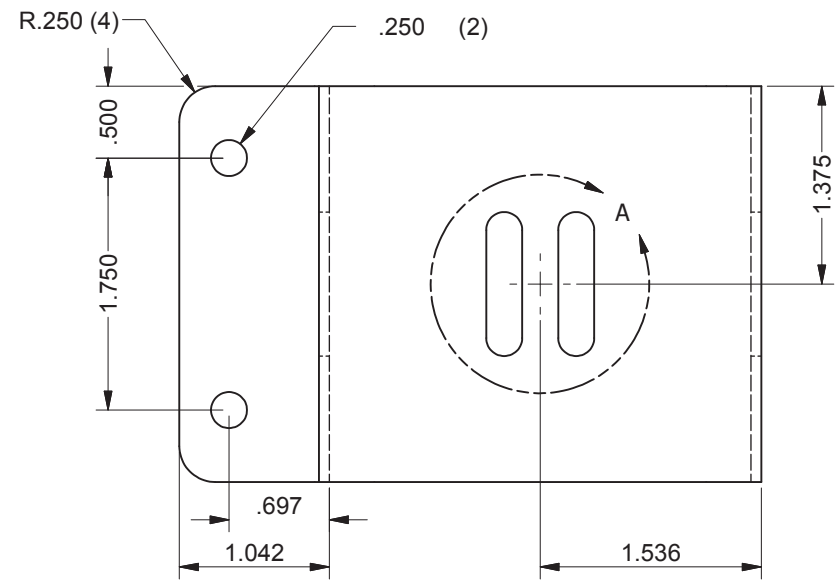


THIRD ANGLE PROJECTION
UNLESS OTHERWISE SPECIFIED ALL DIMENSIONS ARE IN INCHES

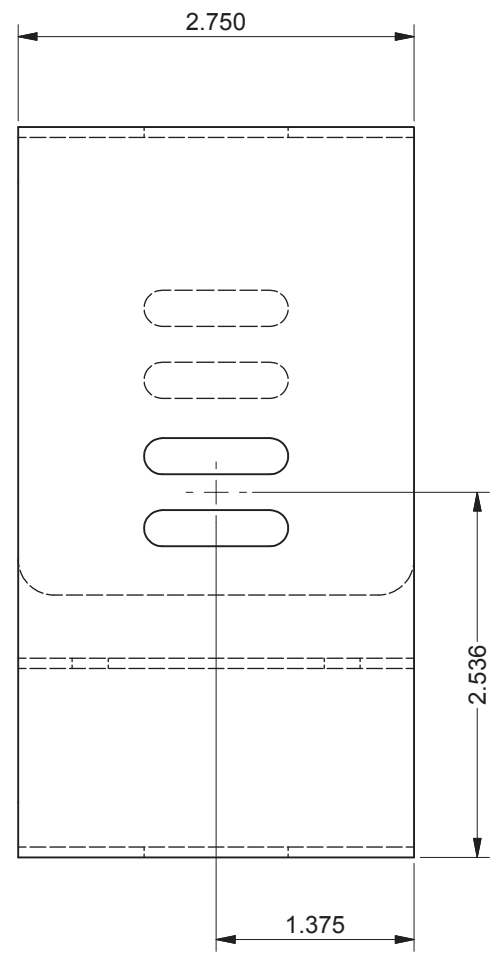
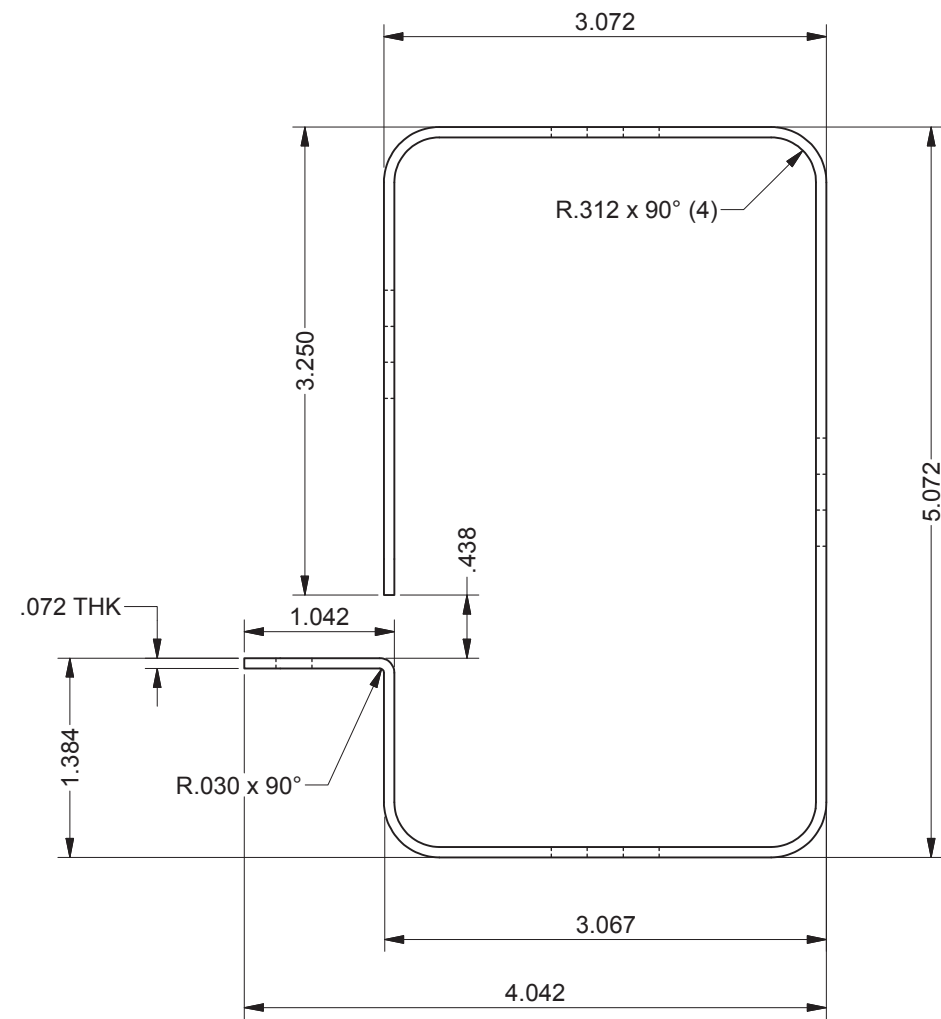
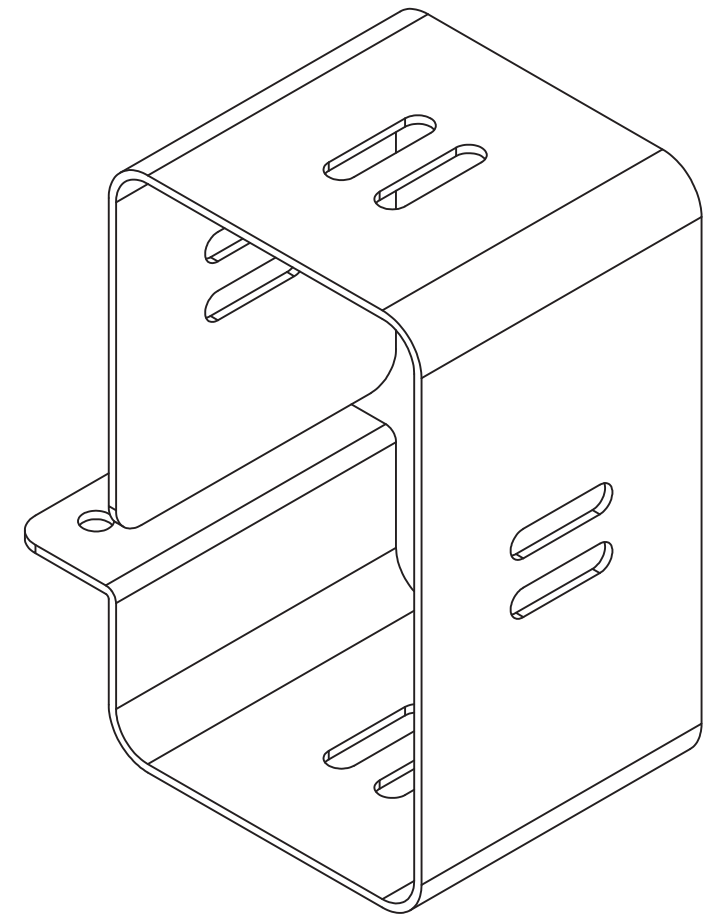
DWG NO: **1008395**

REV: **0**
SHEET: 1 OF 1

REVISION HISTORY			
REV	DESCRIPTION	DATE	APPROVED
0	ECO-02557	5/13/2009	FED



DETAIL A
(GPT-145)
TYP (3) PLACES



SPECIAL NOTES:

1. FINISH PER TD-09-103 (POWDER COAT), CLASS B, TEXTURE LEVEL 3 - ALL SURFACES UNLESS OTHERWISE NOTED.
2. DIMENSIONS APPLY BEFORE APPLICATION OF FINISH: ADD .005" TO EACH SURFACE FOR INSPECTION.

INTERPRET DRAWING PER ASME Y14.5M-1994
DIMENSIONAL LIMITS APPLY AFTER APPLICATION OF FINISH
DRAWING NOT TO SCALE
TOLERANCE UNLESS OTHERWISE NOTED:
ANGULAR +/- .1
.XXXX +/- .010
.XXX +/- .015
.XX +/- .030
.X FOR REF. ONLY
UNLESS OTHERWISE SPECIFIED ALL DIMENSIONS ARE IN INCHES

NOTICE:
Use of this document is subject to a confidentiality and nondisclosure agreement with Great Lakes Case & Cabinet Co., Inc. (GLCC) and may not be reproduced, disclosed or utilized in whole or in part without prior written authorization from GLCC.

PART NUMBER:	CM11
QTY PER UNIT:	1
MATERIAL TYPE:	C.R.S.
MATERIAL GAUGE:	SEE DWG
FINISH:	SEE NOTES
DRAWN	DATE
FED	5/13/2009
CHECKED & APP.	DATE
WSS	5/13/2009

TITLE	CABLE MANAGEMENT RING, FOR 30"W "E", "ES" & "LE" SERIES ENCLOSURES		
GREAT LAKES CASE & CABINET CO., INC.			
P.O. BOX 551 EDINBORO, PA 16412			
PHONE (814) 734-7303 FAX (814) 734-3907			
E-MAIL glcc@greatcabinets.com			
DWG NO:	REV	SHEET: 1 OF 1	
1008378	0		

