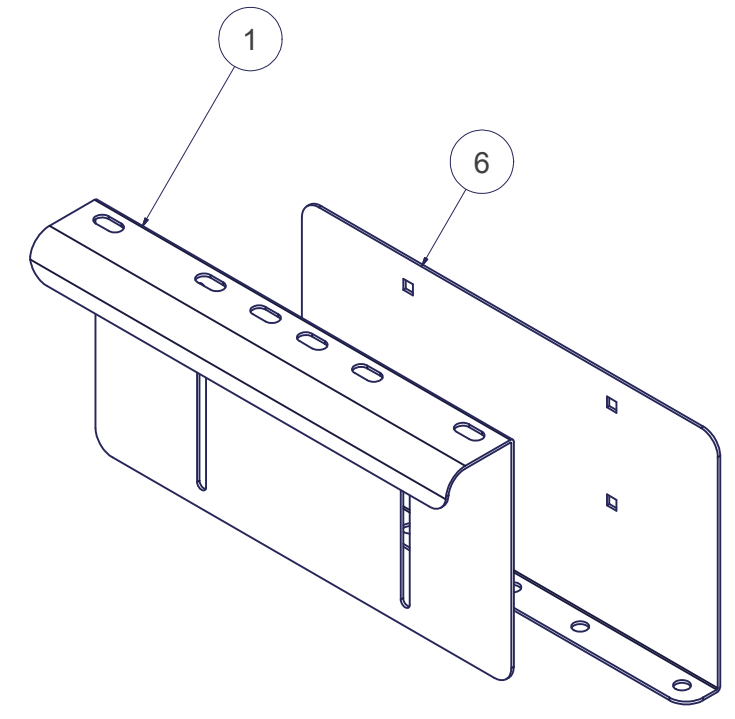


REVISION HISTORY			
REV	DESCRIPTION	DATE	APPROVED
0	ECO-03720	11/1/2012	FED

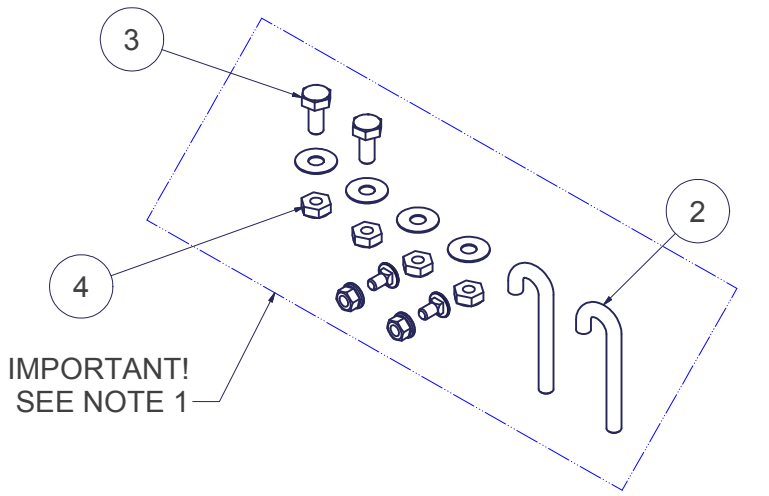
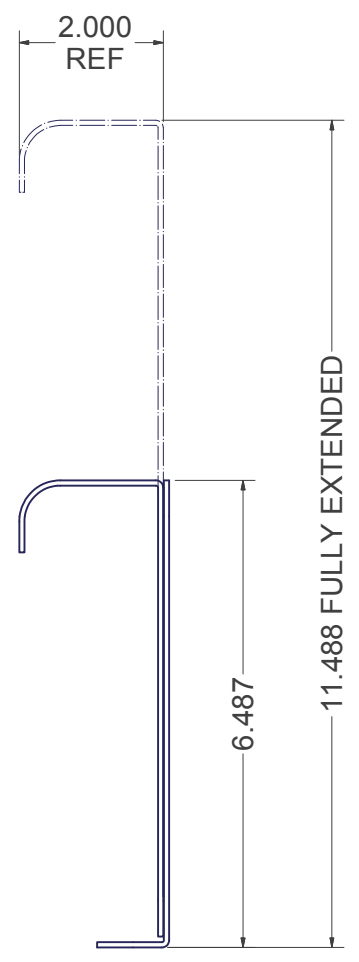
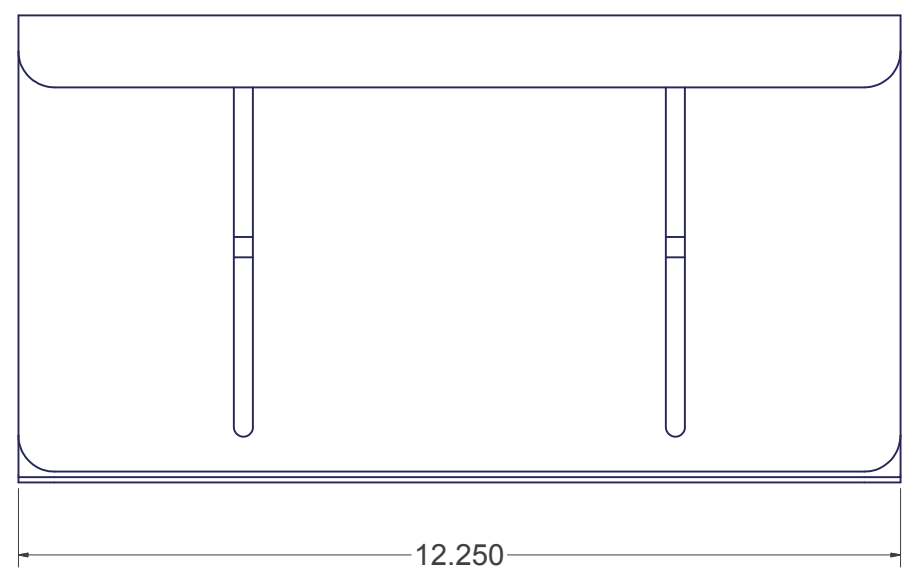
Bill of Material						
ITEM	PART NUMBER	STOCK NUMBER	QTY	DESCRIPTION	FILE NAME	REV
1			1	TOP BRACKET FOR 12"W, 6.49" TO 11.49" ADJUSTABLE LRB12A1 KIT	I017703.ipt	0
2	1984LRJ3100		2	LADDER RACK SUPPORT BOLT (5/16"-18) (DELL #031048BJB1B OR EQUIVALENT)	I001563.ipt	2
3	H04-019	H04-019	2	BOLT, 5/16"-18 x 3/4" HEX HD	516-18X750HHB.ipt	-
4	H02-052	H02-052	4	5/16-18 HEX FLANGE SERRATED LOCKNUT ZINC RoHS (5/16-18HXNUT)	H02-052.ipt	-
5	H04-001	H04-001	2	1/4-20 X 1/24"LG. CARRIAGE BOLT - ILS	H04-001.ipt	-
6			1	BOTTOM BRACKET FOR 12"W, 6.49" TO 11.49" ADJUSTABLE LRB12A1 KIT	I017704.ipt	0
8	H03-018	H03-018	4	5/16" STEEL FLAT WASHER, ZN PL	H03-018.ipt	-
7	22N143813	H02-014	2	1/4-20 HEX NUT w/SERRATED FLANGED LOCK NUT - ILS	22N143813.ipt	-

**SPECIAL NOTES:**

- 1) PACKAGE & SEAL ALL HARDWARE ITEMS INTO A CLEAR PLASTIC BAG.
- 2) PLACE BOTH SHEET METAL COMPONENTS WITH BAGGED HARDWARE WIRE-TIED IN PLACE INTO A CLEAR PLASTIC BAG. THEN PLACE A PRINTED SHEET OF THE ICLRB INSTRUCTIONS INSIDE THE BAG AND SEAL.
- 3) FINALLY, APPLY PART NUMBER LABEL TO OUTSIDE OF BAG.
- 4) FOR DETAILS OF ASSEMBLY AT CUSTOMER'S SITE, PLEASE REFERENCE SHEET 2 OF 2.



**EXPLODED KIT VIEW**



EST. WEIGHT :  
4.21 lbmass



INTERPRET DRAWING PER ASME Y14.5M-1994  
DIMENSIONAL LIMITS APPLY  
AFTER APPLICATION OF FINISH  
DRAWING NOT TO SCALE  
TOLERANCE UNLESS OTHERWISE NOTED:  
ANGULAR +/- .1°  
.XXXX +/- .010  
.XXX +/- .015  
.XX +/- .030  
.X FOR REF. ONLY  
UNLESS OTHERWISE SPECIFIED  
ALL DIMENSIONS ARE IN INCHES

**NOTICE:**  
Use of this document is subject to a confidentiality and nondisclosure agreement with Great Lakes Case & Cabinet Co., Inc. (GLCC) and may not be reproduced, disclosed or utilized in whole or in part without prior written authorization from GLCC.

PART NUMBER:  
LRB12A1X100  
QTY PER UNIT: 1  
MATERIAL TYPE:  
CRS  
MATERIAL GAUGE:  
SEE DETAILS  
FINISH: BLACK POWDERCOAT  
DRAWN DATE: 10/31/2012  
FED DATE: 10/31/2012  
CHECKED & APP. DATE: 11/1/2012  
WSS

TITLE  
**12"W LADDER BRACKET, HEIGHT ADJUSTABLE (6.49" TO 11.49") - KIT**  
GREAT LAKES CASE & CABINET CO., INC.  
P.O. BOX 551 EDINBORO, PA 16412  
PHONE (814) 734-7303 FAX (814) 734-3907  
E-MAIL glcc@greatcabinets.com  
DWG NO: **1017702**  
REV: **0**  
SHEET: 1 OF 2

FOR NOTES, SEE SHEET 1 OF 2.

REF - LADDER RACK

5/16-18UNC x 3" J-BOLT

5/16 FLAT WASHER

5/16-18UNC HEX-NUT

ADJUSTABLE LADDER  
RACK BRACKETS

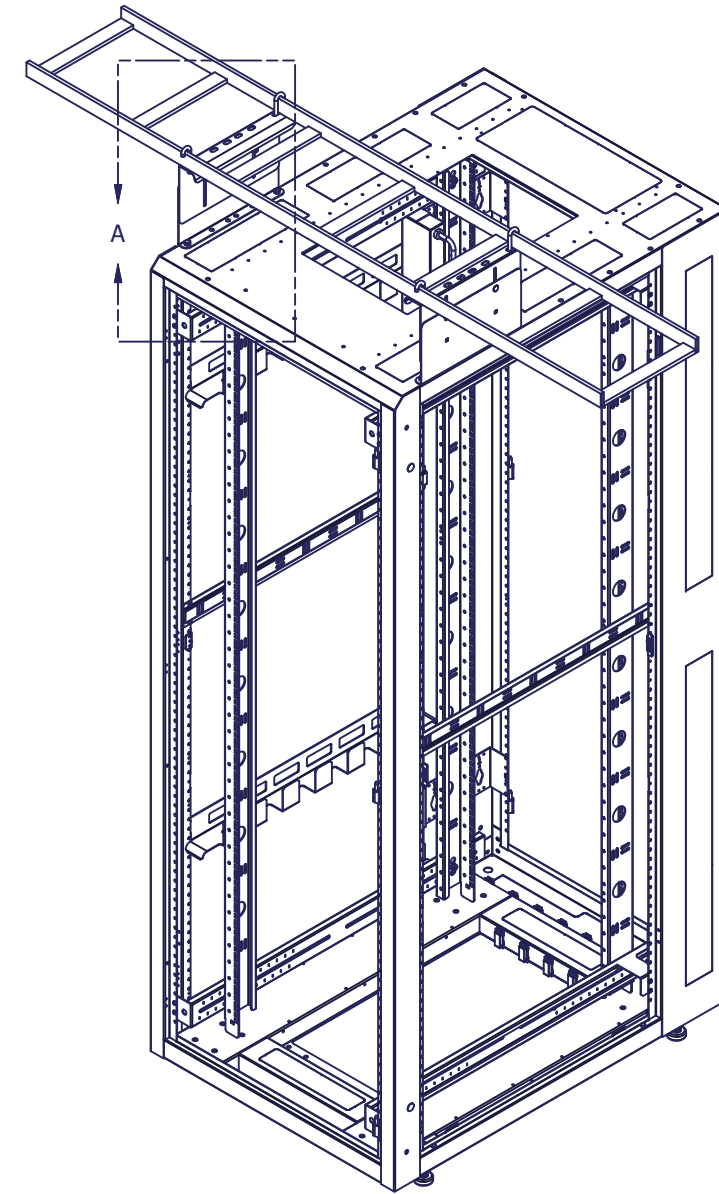
5/16-18UNC x 1" HEX-BOLT

5/16 FLAT WASHER

5/16-18UNC HEX-NUT

REF - TOP OF  
'ES' ENCLOSURE

DETAIL A



ISO VIEW  
(FOR DETAIL VIEW CONTEXT)

EST. WEIGHT :  
4.21 lbmass

THIRD ANGLE  
PROJECTION

INTERPRET DRAWING PER ASME Y14.5M-1994  
DIMENSIONAL LIMITS APPLY  
AFTER APPLICATION OF FINISH  
DRAWING NOT TO SCALE  
TOLERANCE UNLESS OTHERWISE NOTED:  
ANGULAR +/- .1°  
.XXXX +/- .010  
.XXX +/- .015  
.XX +/- .030  
.X FOR REF. ONLY

UNLESS OTHERWISE SPECIFIED  
ALL DIMENSIONS ARE IN INCHES

**NOTICE:**

Use of this document is subject to a confidentiality and nondisclosure agreement with Great Lakes Case & Cabinet Co., Inc. (GLCC) and may not be reproduced, disclosed or utilized in whole or in part without prior written authorization from GLCC.

PART NUMBER:  
LRB12A1X100  
QTY PER UNIT: 1  
MATERIAL TYPE:  
CRS  
MATERIAL GAUGE:  
SEE DETAILS  
FINISH: BLACK POWDERCOAT  
DRAWN DATE: 10/31/2012  
FED DATE: 11/1/2012  
CHECKED & APP. DATE: 11/1/2012  
WSS

TITLE  
**12"W LADDER BRACKET, HEIGHT  
ADJUSTABLE (6.49" TO 11.49") - KIT**  
GREAT LAKES CASE & CABINET CO., INC.  
P.O. BOX 551 EDINBORO, PA 16412  
PHONE (814) 734-7303 FAX (814) 734-3907  
E-MAIL glcc@greatcabinets.com

DWG NO: 1017702  
REV: 0  
SHEET: 2 OF 2