

### PRODUCT HIGHLIGHTS

- REACH & RoHS 2 compliant
- Made in U.S.A.
- UL Verified ANSI/TIA-568-D.2
- Low Smoke Plenum construction
- Guaranteed minimum performance
- Tested from 1 to 555 MHz
- No internal pair separator
- Small outside diameter permits more cables per conduit than typical Category 6 cable
- Standard ReelEx™ package made with 100% post consumer materials
- CMR-LSZH version offers a halogen free design for improved environmental performance

### TEMPERATURE RANGE

- Storage Temperature**  
-40°C to +60°C  
(-40°F to +140°F)
- Installation Temperature**  
0°C to +60°C  
(+32°F to +140°F)
- Operation Temperature**  
**Plenum**  
-20°C to +90°C  
(-4°F to +194°F)  
**Riser/Low Smoke Halogen Free**  
-20°C to +75°C  
(-4°F to +167°F)

### APPLICATIONS

- 5 Gigabit Ethernet (IEEE 802.3bz)
- 2.5 Gigabit Ethernet (IEEE 802.3bz)
- Gigabit Ethernet (IEEE 802.3ab)
- 100 Mbps Ethernet (IEEE 802.3u)
- 1000 Mbps ATM
- 622 Mbps ATM
- 15W PoE (IEEE 802.3af)
- 30W PoE+ (IEEE 802.3at)
- 60W PoE++ (IEEE 802.3bt Type 3)
- 100W PoE++ (IEEE 802.3bt Type 4)

### PACKAGING

- 1,000 feet (305 m)
- Reverse sequential footage markings standard on each 1,000 foot package
- Unit/pallet: 48 Reels
- CMP Carton Weight (lbs): 28.5
- CMP Product Weight (lbs): 25.24

\*weight may vary, call for CMR information

TIA Parameter	Guaranteed Headroom
PSANEXT loss	+6 dB
PSACRF	+6 dB

### DIELECTRIC MATERIALS

#### Plenum

**Primary Insulation:** Plenum-rated fluoropolymer  
**Overall Jacket:** Flame-retardant Thermoplastic

#### Riser

**Primary Insulation:** Polyolefin  
**Overall Jacket:** Flame-retardant Thermoplastic

#### LSZH

**Primary Insulation:** Polyethylene  
**Overall Jacket:** Zero-Halogen Flame-retardant Thermoplastic

### Cat 6 XS UTP Part Specifications

	Part Number	# of Pairs	Calculated Cable O.D.		Cable Weight		c(UL) us Listed Type
			inches	mm	lbs/1000ft	kg/305 m	
<b>PLENUM</b>	30237-8-XXY	4	0.20	5.08	25.24	11.45	CMP (NFPA 262), CSA Type FT6

	Part Number	# of Pairs	Calculated Cable O.D.		Cable Weight		c(UL) us Listed Type
			inches	mm	lbs/1000ft	kg/305 m	
<b>RISER</b>	30238-8-XXY	4	0.21	5.33	23.12	10.5	CMR (UL 1666), CSA Type FT4

	Part Number	# of Pairs	Calculated Cable O.D.		Cable Weight		c(UL) us Listed Type
			inches	mm	lbs/1000ft	kg/305 m	
<b>LSZH</b>	30309-8-XXY	4	0.21	5.33	23.12	10.5	CMR (UL 1666), CSA Type FT4

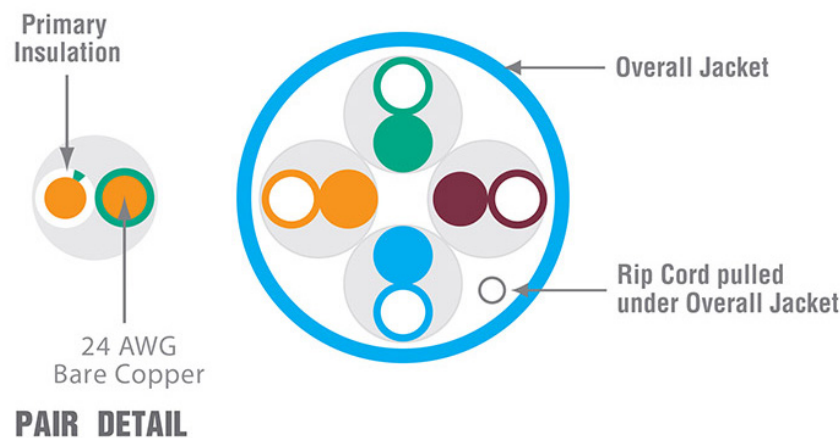
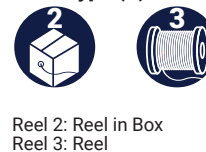
### Building a Part Number

Base Part Number Ex.	No. of Conductors	Jacket Color	Reel Type
30237	8	XX	Y

#### Jacket Colors (XX):

<b>BK</b> Black	<b>BL</b> Blue RAL 5012	<b>GA</b> Gray RAL 7037	<b>GR</b> Green RAL 6032	<b>RD</b> Red RAL 3001	<b>VI</b> Violet RAL 4005	<b>YE</b> Yellow RAL 1032	<b>WH</b> White RAL 9003
--------------------	-------------------------------	-------------------------------	--------------------------------	------------------------------	---------------------------------	---------------------------------	--------------------------------

#### Reel Type (Y):



### Cat 6 XS UTP Transmission Specifications

ANSI/TIA-568.2-D Category 6 Verified  
ISO/IEC 11801, 2nd ed. Class EA Compliant

Freq. (MHz)	Ins. Loss		NEXT		PSNEXT		ACR		PSACR		ACRF		PSACRF		Return Loss	
	Std.	Max.	Std.	Min.	Std.	Min.	Cal.	Min.	Cal.	Min.	Std.	Min.	Std.	Min.	Std.	Min.
1	2.0	2.0	74.3	74.3	72.3	72.3	72.3	72.3	70.3	70.3	67.8	67.8	64.8	64.8	20.0	20.0
4	3.8	3.8	65.3	65.3	63.3	63.3	61.5	61.5	59.5	59.5	55.8	55.8	52.8	52.8	23.0	23.0
8	5.3	5.3	60.8	60.8	58.8	58.8	55.4	55.4	53.4	53.4	49.7	49.7	46.7	46.7	24.5	24.5
10	6.0	6.0	59.3	59.3	57.3	57.3	53.3	53.3	51.3	51.3	47.8	47.8	44.8	44.8	25.0	25.0
16	7.6	7.6	56.2	56.2	54.2	54.2	48.7	48.7	46.7	46.7	43.7	43.7	40.7	40.7	25.0	25.0
31.25	10.7	10.7	51.9	51.9	49.9	49.9	41.2	41.2	39.2	39.2	37.9	37.9	34.9	34.9	23.6	23.6
62.5	15.4	15.4	47.4	47.4	45.4	45.4	32.0	32.0	30.0	30.0	31.9	31.9	28.9	28.9	21.5	21.5
100	19.8	19.8	44.3	44.3	42.3	42.3	24.5	24.5	22.5	22.5	27.8	27.8	24.8	24.8	20.1	20.1
200	29.0	29.0	39.8	39.8	37.8	37.8	10.8	10.8	8.8	8.8	21.8	21.8	18.8	18.8	18.0	18.0
250	32.8	32.8	38.3	38.3	36.3	36.3	5.5	5.5	3.5	3.5	19.8	19.8	16.8	16.8	17.3	17.3
300*	-	36.4	-	37.1	-	35.1	-	-	-	-	18.3	-	15.3	-	16.8	-
350*	-	39.8	-	36.1	-	34.1	-	-	-	-	16.9	-	13.9	-	16.3	-
400*	-	43.0	-	35.3	-	33.3	-	-	-	-	15.8	-	12.8	-	15.9	-
500*	-	48.9	-	33.8	-	31.8	-	-	-	-	13.8	-	10.8	-	15.2	-
555*	-	52.0	-	33.1	-	31.1	-	-	-	-	12.9	-	9.9	-	14.9	-

\*Frequencies beyond the TIA and ISO requirements are for information only. All values are dB/100m.

### ELECTRICAL CHARACTERISTICS

Input Impedance:	100 ± 15Ω (1.0 to 100 MHz) 100 ± 20Ω (101 to 250 MHz)
Maximum Conductor Resistance:	9.38 Ω/100 meters @ 20°C
Maximum Resistance Unbalance:	5%
Maximum Capacitance Unbalance:	330 pF/100 meters
Maximum Delay Skew:	45 ns/100 meters
Nominal Velocity Of Propagation (Nvp):	70%, Plenum 68%, Riser
Voltage Rating:	300 Volts

### CABLE AMPACITY CHART

Bundle Size	1	2-7	8-19	20-37	38-61	62-91	92-192
Cable Temp	75°C	75°C	75°C	75°C	75°C	75°C	75°C
23 AWG	2.0	1.4	1.0	0.7	0.6	0.5	0.4

The table above is derived from the one approved by the National Fire Protection Agency and used in the National Electrical Code, NFPA-70. The complete table can be found in sections 725.144 and 800 Communication Circuits of the code. The table identifies the ampacity of each conductor (in amperes) in a 4-pair Class 2 or Class 3 data cable. Ambient temperature used for development of the table is 30°C (86°F) with all conductors in all cables carrying current. The table is based on 60°C (140°F), 75°C (167°F) and 90°C (194°F) rated cables. All cable temps are operational temp ratings. Cables with temp ratings above 90°C would deliver additional power handling capacity.

Proterial Cable America, Inc. is continuously improving the performance of our products and the accuracy of the information provided. Due to this, we reserve the right to modify, revise, correct, or change products without notice. Thank you for your understanding.




Photo is for representation purposes only.

