

GOAT FIBER PEDESTALS

GFP08, GFP10, GFP12



Channell's Goat Fiber Pedestals (GFP) are high-performance fiber distribution pedestals that provide field-proven protection for any outside plant application. The pedestals come in various sizes to provide maximum flexibility in fiber-to-the-home (FTTH) networks.

FEATURES

- Incorporating the **Universal Splice Tray**, the fiber pedestals provide branch and drop splicing capabilities along with ample cable storage for loose-tube and ribbon fiber optic cables
- Field splicing and drop connections are quick and easy, saving valuable time. The integrated strength members and cable routing guides provide optimal slack storage and cable management
- Goat fiber pedestals are rugged and lightweight thermoplastic enclosures which meet and exceed industry performance standards

FEATURES AND BENEFITS

Feature	Benefit
Available in 8x8, 10x10 and 12x12 footprints	Capable of being utilized in multiple applications and accommodates various cable sizes and densities
288F single splice capacity max (384F ribbon) [GFP12]	High density splicing in both single-fiber and mass-fusion types
Universal Splice Tray (UST) compatibility for splicing and patching	Capable of mounting up to 4, 6, or 8 Universal Splice Trays for the GFP8, GFP10, and GFP12 respectively
Green Hornet closure and Yellow Jacket terminal compatible (GFP10, GFP12)	Fully encapsulated closure/terminal for maximum protection
Various locking options (including self-lock) available	P-Key, LB Bolt and hex lock patterns provide flexibility while adding security
Integrated cable strain relief	Multiple cable strain and strength member tie downs included to prevent movement
Optional Ground Lug	Separate ground bar kit available for safely grounding armored cable



Universal Splice Tray



GFP08 Shroud



GFP10 Shroud



GFP12 Shroud



Feature	GFP08	GFP10	GFP12
Dimensions (Overall)	10.75" x 9.75" x 38"	12.75" x 12" x 38"	14" x 15" x 47"
Drop Quantity	8	12	16
Cover Height (Dome)	26"	26"	35"
Base Height (Buried)	27" (11")	27" (11")	36" (11")
Material	High performance thermo-plastic		
Number of Splice Trays	4	6	8
Splice Capacity	144F (single-fiber), 192F (ribbon)	216F (single-fiber), 288F (ribbon)	288F (single-fiber), 384F (ribbon)
Main Cable Attachments	3	4	4

UNIVERSAL SPLICE TRAY

Available with up to 3 pre-installed splitters to reduce sourcing complexity and craft labor


Pre-connectorized SC-APC splitter outputs eliminates the need to terminate/splice in the field resulting in valuable labor cost savings and ensure factory tested quality/performance

Compatible with adapter bulkhead panel for mounting SC duplex and LC quad adapters

Eight duplex SC-APC adapter ports for up to 16 pre-connectorized drops for quick deployment

Clear, elongated dust caps facilitate finger-access for easy removal and accommodates VFL illumination for easier turn-up service and troubleshooting

Multiple strain relief holes add flexibility and security for incoming buffer tubes



Available with up to three 6-slot splice chips for single-fiber or ribbon splicing (max splice capacity per tray of 36F single-fiber and 48F ribbon)


Designed for double stacking a wide range of splice sleeve types and diameters for high-density splicing in one tray. Horizontal placement so no need to cut fibers to length before splicing

Accepts industry standard 40mm and 60mm splice sleeves for 652.D standard fibers and 657.A1 bend insensitive fibers

Fiber retention clip provides additional buffer tube slack storage while extension arms avoid pinching inside the tray









Clear plastic tray cover ensures that all fiber and splicing is contained within the tray for added peace-of-mind

Splice tray pivot allows 90-degree tilt-rotate for easy access to splice chamber and bonding and grounding safety features



PRODUCT DETAILS

Accessories

Image	Part Number	Description	Pack QTY
	USTKT-3	Universal Splice Tray Kit -Splice Tray with two 12-fiber single fusion splice holders (3-pack)	3
	USTKT-12	Universal Splice Tray Kit -Splice Tray with two 12-fiber single fusion splice holders (12-pack)	12
	USTKT-SF-12F	12-fiber single fusion splice holders for Universal Splice Tray (50-pack)	50
	USTKT-MF-48F	48-fiber mass fusion splice holders for Universal Splice Tray (50-pack)	50
	USTKT-SPL-3	3-position PLC splitter holders for Universal Splice Tray (50-pack)	50
	USTKT-FBR-ORG	Fiber organizer for Universal Splice Tray (50-pack)	50
	GFPKT-GND	Ground bar kit (24-pack)	24
	BCON4400-00023-00	Connector, for Shield Bond /Pair Saver (24-PACK)	24
	ADP-SCADN1-50	SC-APC Adapter, Duplex, No Flange, 50-pack	50

Splitters

Part numbers below are inventoried for quick shipment

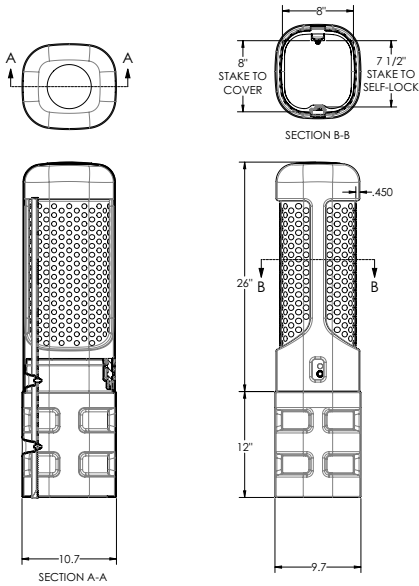


Part Number	Description
SPL1X02CNAANPPK	Splitter 1x2 PLC 60x7x4, 1.5m splice input, 0.3m SC-APC output, 12-pack
SPL1X04CNAANPPK	Splitter 1x4 PLC 60x7x4, 1.5m splice input, 0.3m SC-APC output, 12-pack
SPL1X08CNAANPPK	Splitter 1x8 PLC 60x7x4, 1.5m splice input, 0.3m SC-APC output, 12-pack
SPL1X02DNDNNPPK	Splitter 1x2 PLC 60x7x4, 2m splice input, 2m SC-APC output, 12-pack
SPL1X04DNDNNPPK	Splitter 1x4 PLC 60x7x4, 2m splice input, 2m SC-APC output, 12-pack
SPL1X08DNDNNPPK	Splitter 1x8 PLC 60x7x4, 2m splice input, 2m SC-APC output, 12-pack
SPL1X16DNDNNPPK	Splitter 1x16 PLC 60x7x4, 2m splice input, 2m SC-APC output, 12-pack
SPL1X32DNDNNPPK	Splitter 1x32 PLC 60x7x4, 2m splice input, 2m SC-APC output, 12-pack
SPL2X08DNDNNPPK	Splitter 2x8 PLC 60x7x4, 2m splice input, 2m SC-APC output, 12-pack

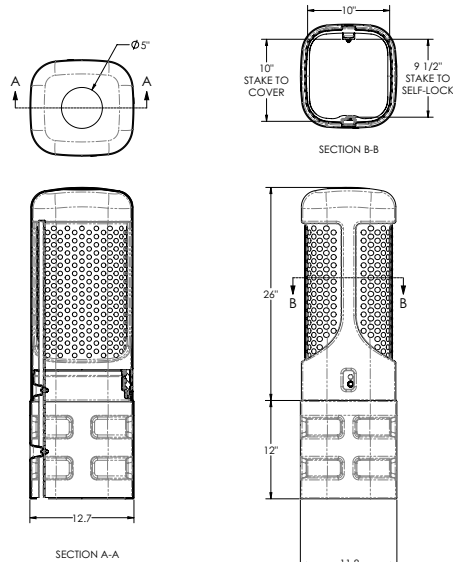
PRODUCT DETAILS

Dimensions

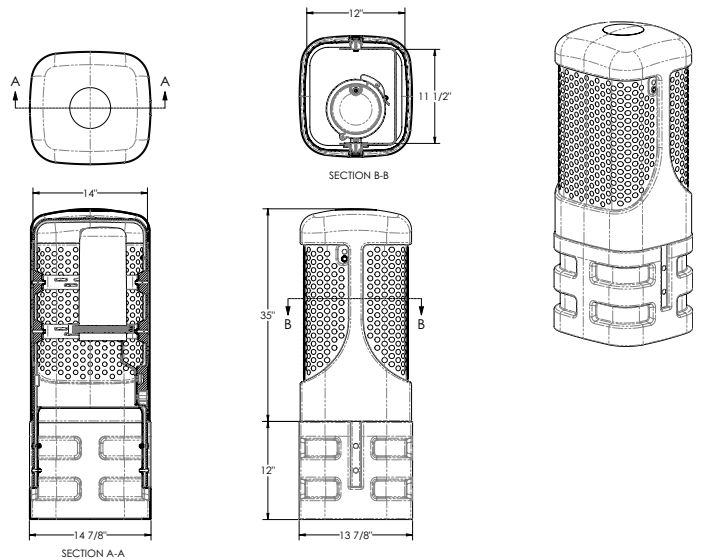
GFP08



GFP10



GFP12



Recommended Configurations

Part numbers below are inventoried for quick shipment

Part Number	Description
GFP083H322BA0NN011	Goat Fiber Ped, 0808, Dark Green, Hex Self-Lock, (3) Splice Trays, Two 1x4 Splitters w/ SCAPC, Fiber Optic Logo
GFP083H321DA0NN011	Goat Fiber Ped, 0808, Dark Green, Hex Self-Lock, (3) Splice Trays, One 1x8 Splitter w/ SCAPC, Fiber Optic Logo
GFP083H312ES0NN011	Goat Fiber Ped, 0808, Dark Green, Hex Self-Lock, (3) Splice Trays, Two 2x8 Splitters Splice Only, Fiber Optic Logo
GFP103H312FS0NN011	Goat Fiber Ped, 1010, Dark Green, Hex Self-Lock, (3) Splice Trays, Two 1x16 Splitters Splice Only, Fiber Optic Logo
GFP103H322BA0NN011	Goat Fiber Ped, 1010, Dark Green, Hex Self-Lock, (3) Splice Trays, Two 1x4 Splitters w/ SCAPC, Fiber Optic Logo
GFP103H312ES0NN011	Goat Fiber Ped, 1010, Dark Green, Hex Self-Lock, (3) Splice Trays, Two 2x8 Splitters Splice Only, Fiber Optic Logo
GFP123H311HS0NN011	Goat Fiber Ped, 1212, Dark Green, Hex Self-Lock, (3) Splice Trays, One 1x32 Splitters Splice Only, Fiber Optic Logo
GFP123H322BA0NN011	Goat Fiber Ped, 1212, Dark Green, Hex Self-Lock, (3) Splice Trays, Two 1x4 Splitters w/ SCAPC, Fiber Optic Logo
GFP123H312ES0NN011	Goat Fiber Ped, 1212, Dark Green, Hex Self-Lock, (3) Splice Trays, Two 2x8 Splitters Splice Only, Fiber Optic Logo

TESTING SPECIFICATIONS

- Designed to meet Bellcore GR-13 requirements and feature full 360 degree working access with Channell's Self-Lock self-latching cover system. Channell's Heat Dissipation Covers (HDC) safeguard the performance of enclosed electronic equipment.

GFP PART NUMBER MATRIX

	GF	X	XX	X	X	X	X	X	X	X	X	X	X	X	XXX
Goat Fiber Pedestal															
Series															
P	Standard Pedestal / Splitter Series														
C	Plug and Play Splitter Series (Connectorized Inputs/Outputs)														
T	Hardened Terminal Mounting & Splicing (GFP08 & GFP10)*														
Size															
08	8 x 8														
10	10 x 10														
12	12 x 12														
Color															
3	Dark Green														
Lock															
P	L01 Standard Self Lock (P-Key)														
B	LB1 Pattern Self Lock														
H	LH1 Hex Self Lock														
Tray Count															
1	GFP08 & GFP10 + All Sizes		5												
2	GFP08 & GFP10 + All Sizes		6		GFP10 & 12										
3	All Sizes		7												
4			8		GFP12										
Fiber Tray and Adapter Option															
1	Standard Fiber Tray and Buffer Tube Storage (Splice Only)														
2	Standard Fiber Tray and Buffer Tube Storage with SC-APC Bulkhead														
Splitter 1 Quantity															
0, 1, 2, 3, 4, 5, 6, 7 or 8															
Splitter 1 Type															
N	None (Not Applicable)														
A	1x2 (Leads Only Max 9) (SC Type Max 8)														
B	1x4 (Leads Only Max 6) (SC Type Max 3)														
C	2x4 (Leads Only Max 6) (SC Type Max 3)														
D	1x8 (Leads Only Max 6) (SC Type Max 2)														
E	2x8 (Leads Only Max 6) (SC Type Max 2)														
F	1x16 (Leads Only Max 6) (SC Type Max 1)														
G	2x16 (Leads Only Max 6) (SC Type Max 1)														
H	1x32 (Leads Only Max 3) (SC N/A)														
Splitter 1 Connectorized Options															
N	None (Not Applicable)														
S	Splice Only (Leads)														
A	SC-APC														
Splitter 2 Quantity															
0, 1, 2, 3, 4, 5, 6, 7 or 8															
Splitter 2 Type															
N	None (Not Applicable)														
A	1x2 (Leads Only Max 9) (SC Type Max 8)			E			2x8 (Leads Only Max 6) (SC Type Max 2)								
B	1x4 (Leads Only Max 6) (SC Type Max 3)			F			1x16 (Leads Only Max 6) (SC Type Max 1)								
C	2x4 (Leads Only Max 6) (SC Type Max 3)			G			2x16 (Leads Only Max 6) (SC Type Max 1)								
D	1x8 (Leads Only Max 6) (SC Type Max 2)			H			1x32 (Leads Only Max 3) (SC N/A)								
Splitter 2 Connectorized Options															
N	None (Not Applicable)														
S	Splice Only (Leads)														
A	SC-APC														
Logo Disk Option															
011	Fiber Optic Cable (Default)														

*Hardened Terminal has a maximum of 2 trays and no preloaded splitter

**Note: Ground Bar sold as Accessory

***SC-APC adapter option will require a minimum of 3 trays



CHANNELL

Where The Industry Connects.

www.channell.com

All specifications subject to change without notice. © 2023 Channell Commercial Corporation. All rights reserved.

120123