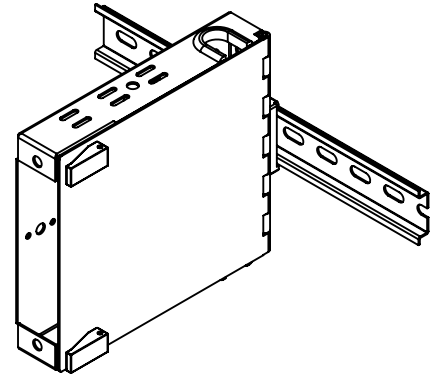
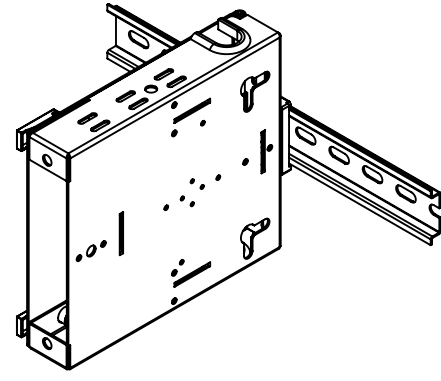


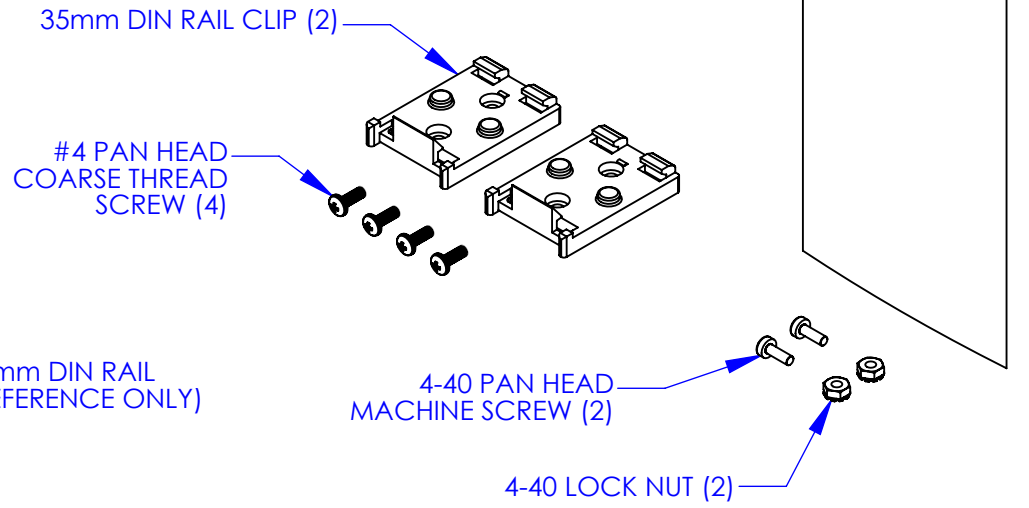
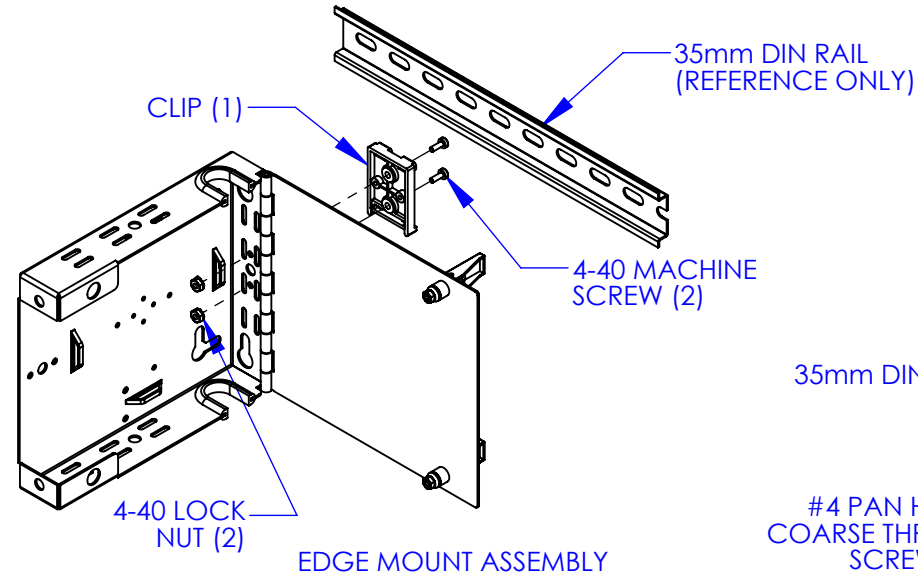
REV.	ECN #	DESCRIPTION OF CHANGE	DATE	BY	MFG ENG
01	N/A	INITIAL RELEASE	05/21/13	SAB	



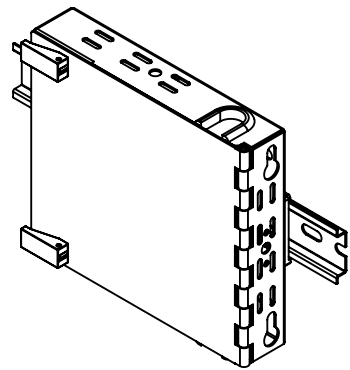
EDGE MOUNT DOOR RIGHT



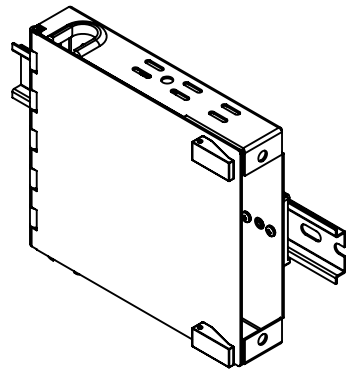
EDGE MOUNT DOOR LEFT



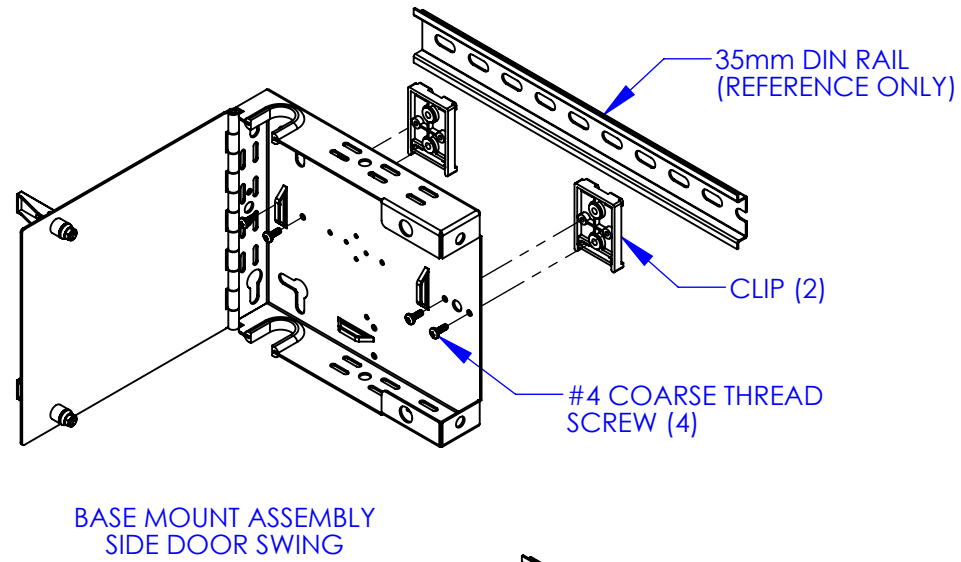
35mm DIN RAIL MOUNTING KIT  
P/N 072-188-20



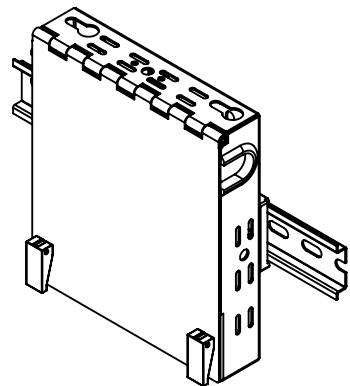
BASE MOUNT HINGE RIGHT



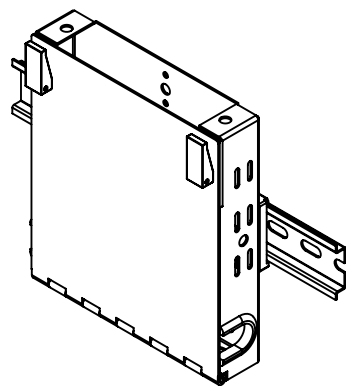
BASE MOUNT HINGE LEFT



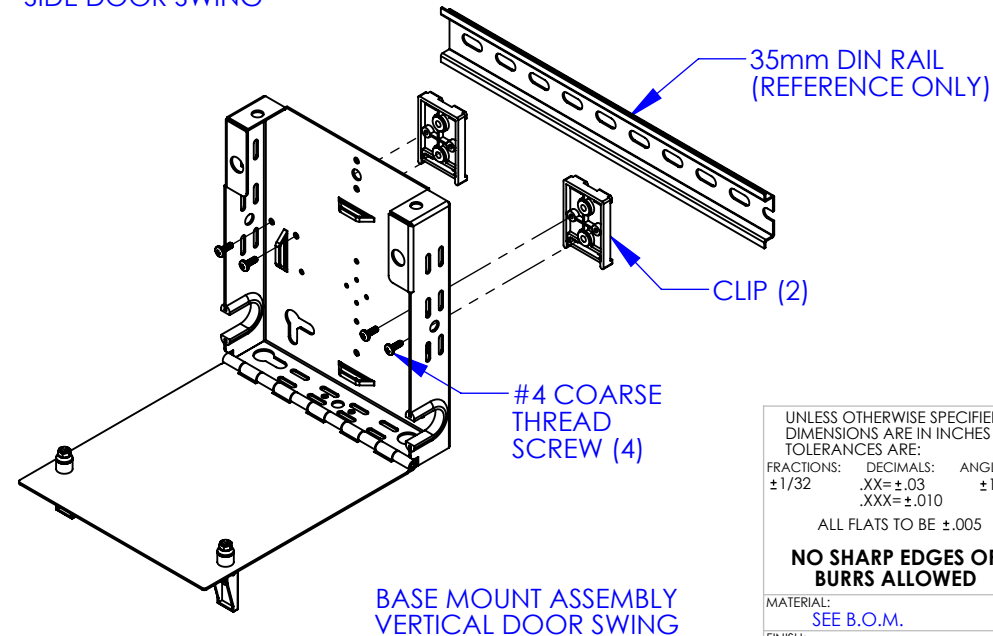
BASE MOUNT ASSEMBLY  
SIDE DOOR SWING



BASE MOUNT HINGE UP



BASE MOUNT HINGE DOWN



BASE MOUNT ASSEMBLY  
VERTICAL DOOR SWING

- NOTES:
1. DIN RAIL MOUNTING KIT P/N 072-188-20 INCLUDES TWO CLIPS AND HARDWARE, SEE DIAGRAM.
  2. SHEET 1 SHOWS ALL MOUNTING CONFIGURATIONS AND ASSEMBLY DIAGRAMS. SHEET 2 SHOWS DIMENSIONS OF THE FWM-1X BACK EDGE DIN RAIL MOUNTED FOR REFERENCE.

UNLESS OTHERWISE SPECIFIED DIMENSIONS ARE IN INCHES  
TOLERANCES ARE:  
FRACTIONS: DECIMALS: ANGLES:  
± 1/32 .XX = ± .03 ± 1°  
.XXX = ± .010

ALL FLATS TO BE ± .005

**NO SHARP EDGES OR BURRS ALLOWED**

MATERIAL: SEE B.O.M.  
FINISH: N/A

DO NOT SCALE DRAWING

THIS DOCUMENT AND THE INFORMATION CONTAINED THEREIN ARE CONFIDENTIAL & PROPRIETARY TO MULTILINK AND MAY NOT BE COPIED OR DISCLOSED TO OTHERS WITHOUT A WRITTEN CONSENT FROM MULTILINK. THE INFORMATION IS TO BE PROMPTLY RETURNED TO MULTILINK UPON REQUEST.

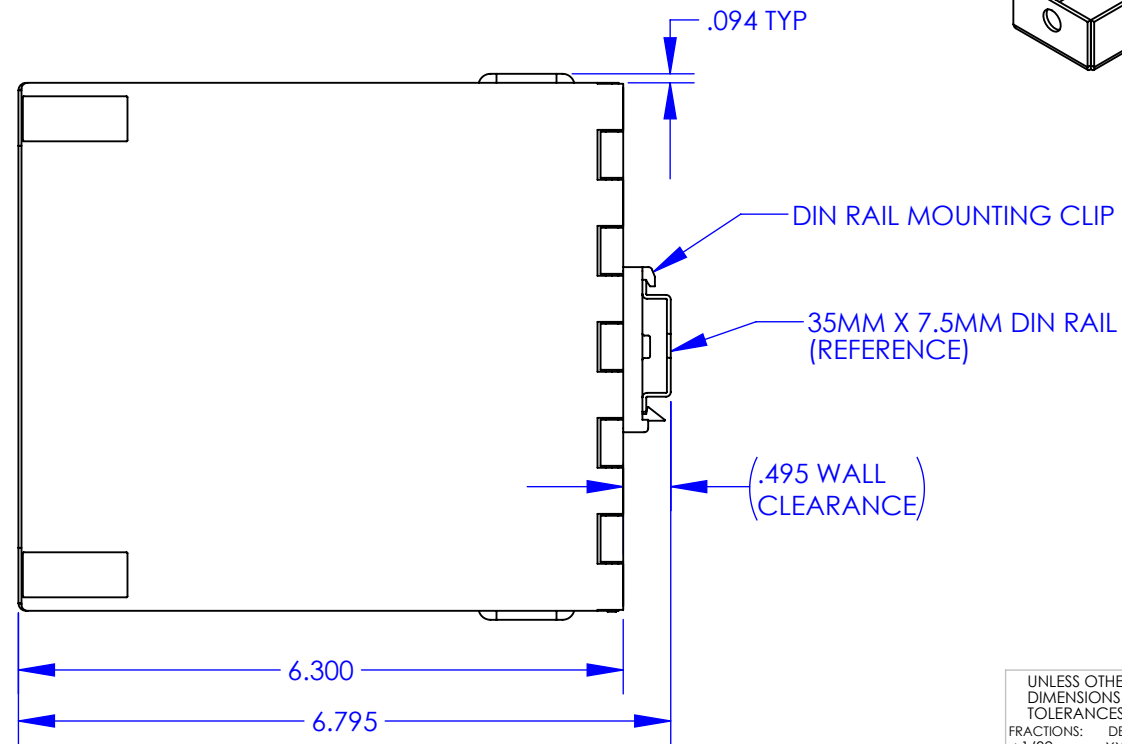
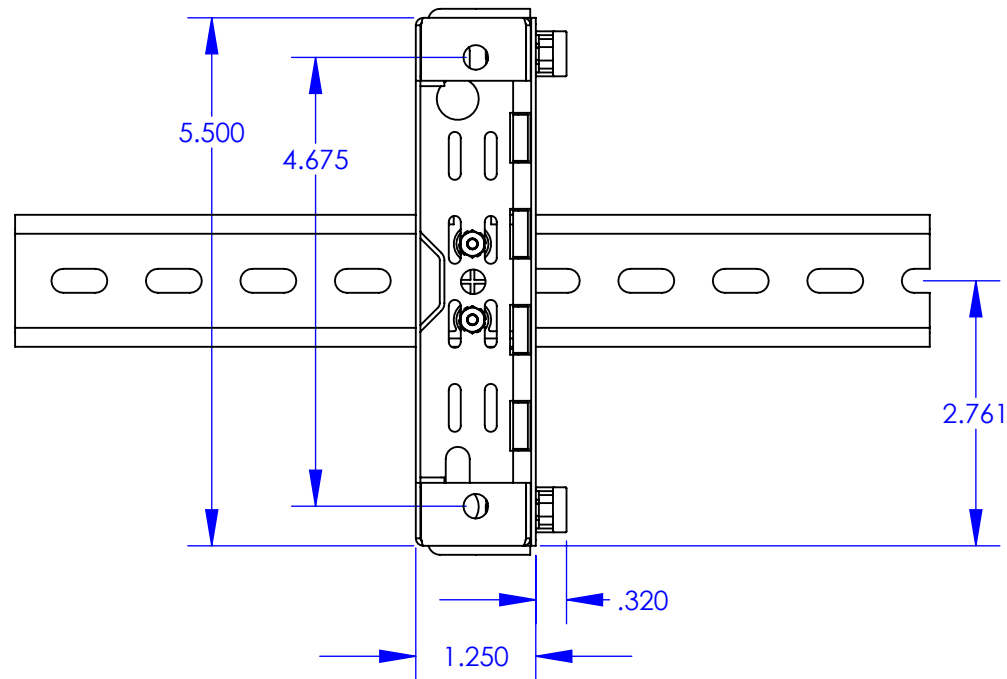
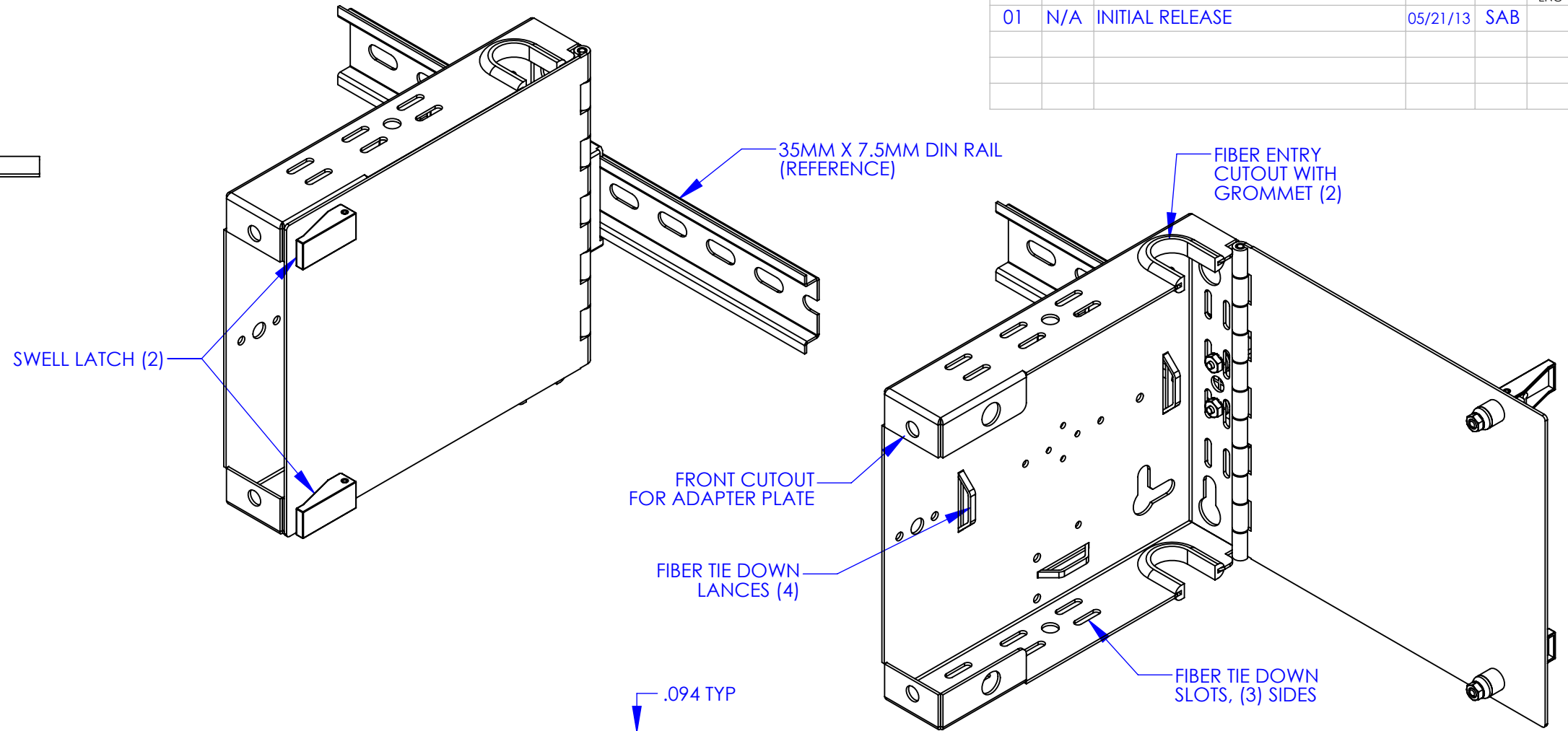
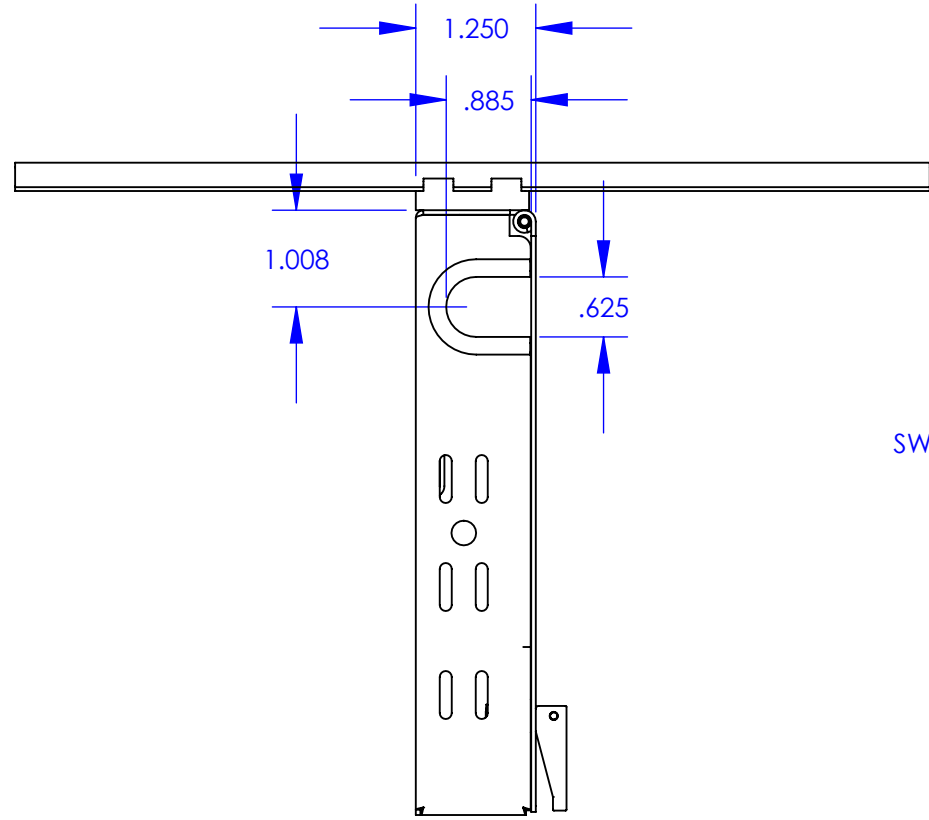
DRAWN BY: SAB DATE: 05/21/2013  
CHECKED: DATE:  
MFG ENG: DATE:  
QUALITY ENG: DATE:

**Multilink**

FWM-1X  
W/DIN RAIL  
MOUNTING KIT

SIZE B DWG. NO. 072-188-20REF REV. 01  
SCALE: 1:4 CAD FILE: 072-188-20REF SHEET: 1 OF 2

REV.	ECN #	DESCRIPTION OF CHANGE	DATE	BY	MFG ENG
01	N/A	INITIAL RELEASE	05/21/13	SAB	



UNLESS OTHERWISE SPECIFIED DIMENSIONS ARE IN INCHES  
TOLERANCES ARE:  
FRACTIONS: DECIMALS: ANGLES:  
±1/32 .XX=±.03 ±1°  
.XXX=±.010  
ALL FLATS TO BE ±.005  
**NO SHARP EDGES OR BURRS ALLOWED**  
MATERIAL: SEE B.O.M.  
FINISH: N/A  
DO NOT SCALE DRAWING

THIS DOCUMENT AND THE INFORMATION CONTAINED THEREIN ARE CONFIDENTIAL & PROPRIETARY TO MULTILINK AND MAY NOT BE COPIED OR DISCLOSED TO OTHERS WITHOUT A WRITTEN CONSENT FROM MULTILINK. THE INFORMATION IS TO BE PROMPTLY RETURNED TO MULTILINK UPON REQUEST.  
DRAWN BY: SAB DATE: 05/21/2013  
CHECKED: DATE:  
MFG ENG: DATE:  
QUALITY ENG: DATE:

**Multilink**

FWM-1X  
W/DIN RAIL  
MOUNTING KIT

SIZE DWG. NO. REV.  
**B** 072-188-20REF 01  
SCALE: 1:2 CAD FILE: 072-188-20REF SHEET: 2 OF 2