




Power & Communications

HDPE Conduit & Accessories Catalog



Table of Contents

CONDUIT




COMM-LINE™	9
POWER-LINE™	10
MICRO-PATH™ MICRODUCT	13
CABLE-IN-CONDUIT	14

INNERDUCT



PROTECT-N-DUCT™	
Plenum.....	17
Riser.....	19
General Purpose.....	21
KORTECH™	22

ACCESSORIES



COUPLERS	
Flex.....	24
Snap-Loc.....	24
Cobalt.....	25
MICRODUCT COUPLERS	
Reducers, Connectors, End Caps, & Plugs.....	26
PLENUM INNERDUCT ACCESSORIES	28

About



Atkore (NYSE: ATKR) is a global manufacturer of industrial products with 5,600+ employees and 49 manufacturing and distribution plants. Our products power and protect the world in applications such as broadband and telecom, electric power, data centers, transportation, and solar.

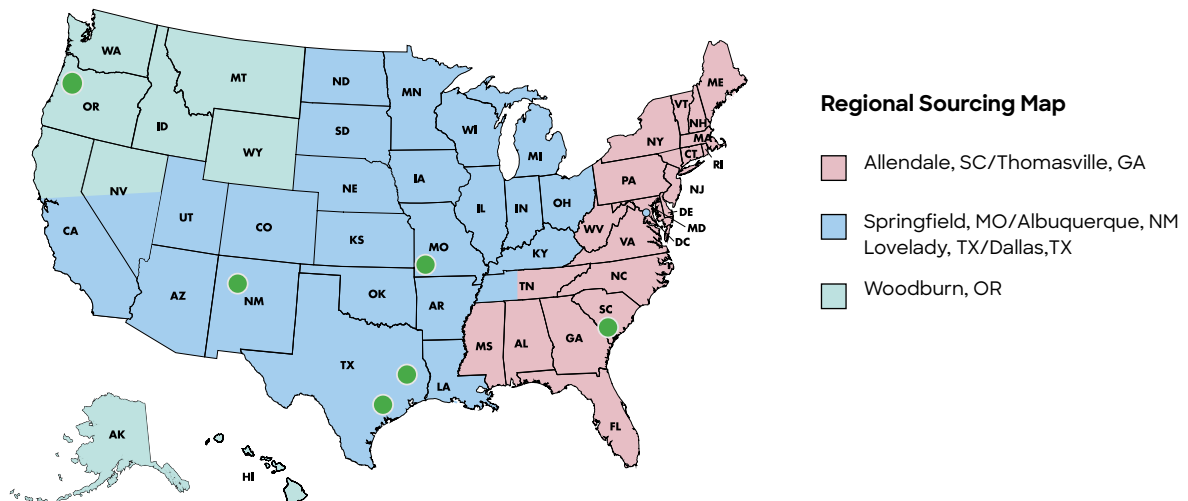
Building connection and resilience across America.

Atkore's HDPE conduit product line has expanded. In 2022, Atkore acquired several industry-leading brands, including Four-Star Industries, United Poly Systems, Cascade Poly Pipe + Conduit, and Elite Polymer Solutions. In 2023, we opened our newest HDPE facility in Dallas, Texas. Our investments in national manufacturing capacity allow us to be a growth partner and to lead the expansion of the market segment. Atkore HDPE conduit products are available under the United Poly Systems, Heritage Plastics, and Allied Tube & Conduit brands.

Atkore HDPE conduit is proudly made in the U.S.A. and is Build America, Buy America compliant.

Nationwide coverage for HDPE pipe manufacturing and shipping

Atkore manufactures HDPE pipe with convenient locations across the country. Our coast-to-coast coverage can reduce your freight costs and shorten lead times for critical orders.



Sustainability



Atkore's focus on sustainability can be seen in every facet of our operations: from achieving the ESG goals we set toward reducing carbon and GHC emissions two years ahead of our target, to our dedication to increasing energy efficiency at our plants, through the continued development of our climate risk management strategy.

In 2023, we were recognized by Newsweek as one of America's Greenest Companies, were included in USA Today's list of America's Climate Leaders, and received the Ecovadis Bronze Sustainability Rating for the second year in a row.

Our Commitment to Customers

At Atkore, our focus is on customer relationships. We strive for excellence in getting you the conduit you need, when you need it. Our team is always ready to support critical projects across the U.S. with high-quality pipe that's built to last.



How to Order



Placing an Order

Ordering HDPE conduit from Atkore is simple. Scan the code to use our interactive Quote Builder or to get in touch with your regional sales representative.

Note that all special orders are non-cancelable, non-returnable, and non-refundable.



Explore our
interactive
quote builder

unitedpolysystems.com/quote



Warranty Information

Goods will materially conform to published specifications and be free from defects in materials and workmanship 12 months from date of manufacture.


Repair or replacement of defective product.



See full
warranty details

unitedpolysystems.com/terms

Conduit




Conduit Part Number Builder

All Atkore Legacy brand part numbers have been replaced, and we now reference our individual HDPE products in literature, labeling and price sheets using the part number builder and a 4-6 digit system SKU number, which are used for RFQ's, order entry and invoicing.

Atkore part numbers are created using ten different values describing the attributes that make up each product and are used to easily identify each product's characteristics.

D 12505AORNN2NSTS

Part No. Sections	Product	Size	SDR (SIDR)	Segmented	Color	Stripe	Pull Tape	Lube	Ribbing	Market
Sample Section Value	Conduit/Duct	1.25"	13.5	Single way reel	Orange	None	1130#	None	Smooth	Smooth
Sample Value Code	D	125	05	A	OR	NN	2	N	S	TS
Code Finder	Conduit/Duct = D	¾" = 075	SDR 7 = 01	Single way reel = A	None = NN	None = NN	None = N	None = N	Smooth = S	Conduit (Telco/Power) = TS UL 651a Listed = US
	UL Listed = U	1" = 100	SDR 9 = 02	2way reel = B	Black = BK	Black = BK	200# = 1	Lubricated = Y	Ribbed = R	
		1.25" = 125	SDR 11 = 03	3way reel = C	Red = RD	Red = RD	1130# = 2			
		1.5" = 150	SDR 11.5 = 04	4way reel = D	Orange = OR	Orange = OR	1250# = 3			
		2" = 200	SDR 13.5 = 05		Tan = TN	Tan = TN	1800# = 4			
		2.5" = 250	SDR 15.5 = 06		Slate = ST	Slate = ST	2500# = 5			
		3" = 300	SDR 17 = 07		Gray = GY	Gray = GY	2500# Detectable = 6			
		4" = 400	SDR 19 = 08		Green = GN	Green = GN	1250# Detectable = 7			
		5" = 500	SDR 21 = 09		Blue = BL	Blue = BL	1800# Detectable = 8			
		6" = 600	SDR 32.5 = 10		Pink = PK	Pink = PK	4000# = 9			
			SCH 40 = 11		White = WH	White = WH	Cable-in-Conduit = C			
			SCH 80 = 12		Terra Cotta = TC	Terra Cotta = TC				
			SDR 5 = 13		Lime = LM	Lime = LM				
			SDR 26 = 16		Brown = BN	Brown = BN				
					Lilac = LC	Lilac = LC				



unitedpolysystems.com/quote

Conduit

Comm-Line™

Comm-Line is one of the most commonly used conduit solutions for telecommunications and fiber-optic projects across the U.S.

Standards:

ASTM F2160 & UL 651A

Sizes:

- IPS in diameters 3/4 - 16 inches
- DIPS in diameters 4 - 26 inches

Colors:


- Available in 12 colors plus optional striping
- Custom colors available upon request

Ribbing:

- Straight longitudinal internal ribbing is available for 2 inch diameter conduit and below
- Uniform straight internal ribbing spans the length of the pipe

Pull Tape:

- Pull tape offered in several tensile strengths
- Atkore - United Poly Systems standard pull tape is 1130 lbs strength
- Other options include strengths from 200 to 2500 lbs



Installation Methods:

- Plow
- Direct Burial
- HDD
- Within existing conduit

Delivery Methods:

- Segmented Reels
- Seperate lines can be wound on the same reel

HDPE conduit material definition according to ASTM F2160

Property	Range or Minimum Requirement	Units	Cell Class	Test Method
Density	0.941 - 0.955	g/cc	3	ASTM D 792 or 1505
Melt Index	< 0.25 - 0.40	g/10 minutes	3 or 4	ASTM D 1238
Flexural Modulus	110,000 - 160,000	psi	4 or 5	ASTM D 790
Tensile Strength	3000 - 4000	psi	4 or 5	ASTM D 638
Environmental Stress Crack Resistance	F20 > 192	Hours (condition C)	3 or 4	ASTM D 1693
HDB	Not Defined		0, 1, 2, 3 or 4	ASTM D 2837

These are nominal values and used as guidelines only. This is not a product specification and does not indicate minimum or maximum operating values.

Conduit

Power-Line™

Power-Line protects electrical lines. Applications include neighborhood electrical transfer, long distance transfer, municipal, and DoT projects.

Standards:

Meets or exceeds ASTM D3350 & UL 651A

Sizes:

- IPS in diameters 3/4 - 16 inches
- DIPS in diameters 4 - 26 inches

Colors:

- Most common colors are red and black with red stripes
- Available in 12 colors plus optional striping

Ribbing:

- Straight longitudinal internal ribbing is available for 2 inch diameter conduit and below
- Uniform straight internal ribbing spans the length of the pipe

Pull Tape:

- Pull tape offered in several tensile strengths
- Atkore - United Poly Systems standard pull tape is 1130 lbs strength
- Other options include strengths from 200 to 2500 lbs



Installation Methods:

- Plow
- Direct Burial
- HDD
- Within existing conduit

Delivery Methods:

- Segmented Reels
- Separate lines can be wound on the same reel

HDPE conduit material definition according to ASTM F2160

Property	Range or Minimum Requirement	Units	Cell Class	Test Method
Density	0.941 - 0.955	g/cc	3	ASTM D 792 or 1505
Melt Index	< 0.25 - 0.40	g/10 minutes	3 or 4	ASTM D 1238
Flexural Modulus	110,000 - 160,000	psi	4 or 5	ASTM D 790
Tensile Strength	3000 - 4000	psi	4 or 5	ASTM D 638
Environmental Stress Crack Resistance	F20 > 192	Hours (condition C)	3 or 4	ASTM D 1693
HDB	Not Defined		0, 1, 2, 3 or 4	ASTM D 2837

These are nominal values and used as guidelines only. This is not a product specification and does not indicate minimum or maximum operating values.

HDPE Conduit IP Sizes

IPS Size	Avg. OD	SDR PSI	7 335	7.3 320	9 250	11 200	13.5 160	15.5 139	17 130	19 110	21 100	26 80	32.5 65
½	0.84	Min Wall	-	-	0.093	0.076	0.062	-	-	-	-	-	-
		Avg ID	-	-	0.648	0.683	0.712	-	-	-	-	-	-
		Weight lb/ft	-	-	0.092	0.077	0.064	-	-	-	-	-	-
¾	1.05	Min Wall	0.150	-	0.117	0.095	0.078	-	-	-	-	-	-
		Avg ID	0.732	-	0.802	0.849	0.885	-	-	-	-	-	-
		Weight lb/ft	0.180	-	0.150	0.120	0.100	-	-	-	-	-	-
1	1.315	Min Wall	0.188	0.180	0.146	0.120	0.097	-	-	-	-	-	-
		Avg ID	0.916	0.933	1.005	1.061	1.109	-	-	-	-	-	-
		Weight lb/ft	0.288	0.278	0.230	0.200	0.160	-	-	-	-	-	-
1 ¼	1.66	Min Wall	0.237	0.227	0.184	0.151	0.123	0.107	0.107	-	-	-	-
		Avg ID	1.157	1.178	1.292	1.358	1.414	1.446	1.465	-	-	-	-
		Weight lb/ft	0.459	0.442	0.370	0.310	0.250	0.224	0.206	-	-	-	-
1 ½	1.90	Min Wall	0.271	0.260	0.211	0.173	0.141	0.123	0.112	-	-	-	-
		Avg ID	1.325	1.348	1.478	1.554	1.618	1.654	1.676	-	-	-	-
		Weight lb/ft	0.600	0.580	0.480	0.400	0.330	0.295	0.270	-	-	-	-
2	2.375	Min Wall	0.339	0.325	0.264	0.213	0.176	0.153	0.140	0.125	0.113	-	-
		Avg ID	1.656	1.685	1.815	1.917	2.002	2.069	2.078	2.110	2.135	-	-
		Weight lb/ft	0.939	0.906	0.760	0.640	0.530	0.458	0.430	0.390	0.350	-	-
2 ½	2.875	Min Wall	0.411	0.394	0.319	0.262	0.213	0.213	0.169	-	-	-	-
		Avg ID	2.004	2.040	2.198	2.351	2.449	2.424	2.516	-	-	-	-
		Weight lb/ft	1.377	1.329	1.109	0.930	0.764	0.771	0.622	-	-	-	-
3	3.50	Min Wall	0.500	0.479	0.389	0.318	0.259	0.226	0.206	0.184	0.167	0.135	0.1076
		Avg ID	2.44	2.484	2.675	2.826	2.951	3.048	3.063	3.110	3.146	3.214	3.285
		Weight lb/ft	2.040	1.968	1.660	1.390	1.150	0.997	0.932	0.840	0.770	0.63	0.494
4	4.50	Min Wall	0.643	0.616	0.500	0.409	0.333	0.290	0.265	0.237	0.214	0.173	0.138
		Avg ID	3.137	3.193	3.440	3.633	3.794	3.920	3.938	3.998	4.046	4.133	4.207
		Weight lb/ft	3.372	3.253	2.740	2.290	1.900	1.645	1.514	1.390	1.260	1.03	0.83
5	5.563	Min Wall	0.795	0.762	0.618	0.506	0.412	0.359	0.327	0.293	0.265	0.214	0.171
		Avg ID	3.878	3.947	4.253	4.490	4.690	4.844	4.870	4.942	5.001	5.109	5.20
		Weight lb/ft	5.170	4.975	4.180	3.510	2.910	2.517	2.352	2.120	1.930	1.57	1.27
6	6.625	Min Wall	0.946	0.908	0.736	0.602	0.491	0.427	0.390	0.349	0.315	0.255	0.204
		Avg ID	4.619	4.701	5.065	5.349	5.584	5.771	5.798	5.885	5.957	6.084	6.193
		Weight lb/ft	7.330	7.059	5.930	4.970	4.130	3.566	3.340	3.010	2.730	2.23	1.781
7	7.125	Min Wall	-	-	-	-	-	-	0.419	0.375	0.339	0.274	0.219
		Avg ID	-	-	-	-	-	-	6.236	6.330	6.406	6.544	6.660
		Weight lb/ft	-	-	-	-	-	-	3.821	3.442	3.128	2.553	2.057
8	8.625	Min Wall	1.232	1.182	0.958	0.784	0.639	0.556	0.507	0.454	0.411	0.332	0.265
		Avg ID	6.013	6.120	6.593	6.963	7.271	7.445	7.549	7.663	7.754	7.922	8.062
		Weight lb/ft	12.385	11.963	9.988	8.359	6.939	6.100	5.597	5.044	4.591	3.744	3.012
10	10.75	Min Wall	1.536	1.473	1.194	0.977	0.796	0.694	0.632	0.566	0.512	0.413	0.331
		Avg ID	7.494	7.628	8.218	8.678	9.062	9.280	9.409	9.551	9.665	9.873	10.049
		Weight lb/ft	19.245	18.581	15.515	12.983	10.774	9.490	8.695	7.838	7.128	5.805	4.689
12	12.75	Min Wall	1.821	1.747	1.417	1.159	0.944	0.823	0.750	0.671	0.607	0.490	0.392
		Avg ID	8.889	9.047	9.747	10.293	10.748	11.006	11.160	11.327	11.463	11.710	11.918
		Weight lb/ft	27.062	26.138	21.837	18.267	15.155	13.348	12.238	11.021	10.023	8.169	6.587
14	14.00	Min Wall	2.000	1.918	1.556	1.273	1.037	0.903	0.824	0.737	0.667	0.538	0.431
		Avg ID	9.760	9.934	10.702	11.302	11.801	12.085	12.254	12.438	12.587	12.858	13.087
		Weight lb/ft	32.635	31.511	26.329	22.030	18.279	16.082	14.763	13.292	12.093	9.848	7.952
16	16.00	Min Wall	2.286	2.192	1.778	1.455	1.185	1.032	0.941	0.842	0.762	0.615	0.492
		Avg ID	11.154	11.353	12.231	12.916	13.487	13.812	14.005	14.215	14.385	14.695	14.956
		Weight lb/ft	42.629	41.157	34.384	28.777	23.872	21.005	19.269	17.355	15.789	12.866	10.37

Conduit

HDPE Conduit SCH 40 and SCH 80 Sizes

SCH	SIZE OD	3/4 1.05	1 1.31	1 1/4 1.66	1 1/2 1.90	2 2.37	2 1/2 2.87	3 3.50	4 4.50	5 5.56	6 6.62
40	Min Wall	0.113	0.133	0.140	0.145	0.154	0.203	0.216	0.237	0.258	0.280
	Avg ID	0.804	1.030	1.360	1.590	2.047	2.445	3.042	3.998	5.016	6.031
	Weight lb/ft	0.215	0.145	0.291	0.349	0.469	0.744	0.973	1.387	1.882	2.443
80	Min Wall	0.154	0.179	0.191	0.200	0.218	0.276	0.300	0.337	0.375	0.432
	Avg ID	0.722	0.936	1.255	1.476	1.913	2.290	2.864	3.786	4.768	5.709
	Weight lb/ft	0.188	0.277	0.383	0.465	0.644	0.982	1.315	1.923	2.668	3.669

Note: 4" sch 40, 5" sch 40 & 6" sch 40 & sch 80 are NON COILABLE items due to thin walls

Minimum Bend Radius

Minimum Bend Radius for PE Pipe Installed in Open Cut Trench

Dimension Ratio, DR	Minimum Cold Bend Radius
7, 7.3, 9	20 x Pipe OD
11, 13.5	25 x Pipe OD
17, 21	27 x Pipe OD
26	34 x Pipe OD
32.5	42 x Pipe OD
41	52 x Pipe OD
Fitting or flange present in bend	100 x Pipe OD

Safe Working Pull Strength

Safe Pull Tensile Stress at 73 degrees


Dimension Ratio, DR	Typical Safe Pull Stress (psi) @ 73 °F		
	PE2xxx (PE2406)	PE3xxx (PE3408)	PE4xxx (PE4710)
0.5	1100	1400	1500
1	1050	1350	1400
12	850	1100	1150
24	800	1050	1100

The safe pull stress is the stress at 3% strain. For strains less than 3%, the pipe will essentially have complete strain recovery after pullback.

Conduit

Micro-Path™

Micro-Path microduct is a lower-cost alternative to traditional cabling products in telecommunications and power utility projects. It is well suited for tight or constricted areas as well as upgrading or replacing communications infrastructure.



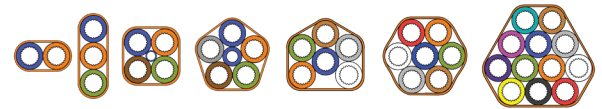
Microduct selection guidelines

Select the proper size microduct by using the Microduct Selection Guidelines table.

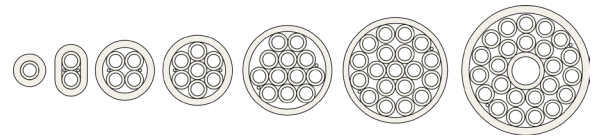
Fiber Counts Installed	1-12F	24-72C	96-144C	216-288C
OD of Cable	1.0-2.0mm	3.2-5.8mm	6.8 - 8.0mm	8.4-9.2mm
Microduct Tube	3.5mm	8mm	10mm	12mm

Numerous styles and sizes available:

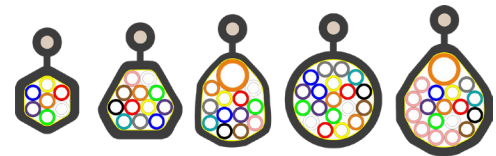
Primary Duct Size		Number of Duct in Bundle
0.710 in / 0.540 in	18mm / 14mm	1 - 7 (+0.47 inch central duct)
0.629 in / 0.512 in	16mm / 13mm	1 - 7 (+0.47 inch central duct)
0.629 in / 0.472 in	16mm / 12mm	1 - 12 (+0.47 inch central duct)
0.551 in / 0.394 in	14mm / 10mm	2 - 7 (+0.47 inch central duct)
0.472 in / 0.315 in	12mm / 8mm	2 - 12 (+0.315 inch central duct)
0.39 in / 0.23 in	10mm / 6mm	2 - 24 (+0.55 inch central duct)
0.276 in / 0.138 in, and 0.276 in / 0.157 in	7mm / 3.5mm, 7mm / 4mm, 12.7mm / 10mm, 22mm / 16mm, and 27mm / 20mm	2 - 24 (+0.55 inch central duct)
0.12 in / 0.08 in, 0.19 in / 0.13 in, and 0.31 in / 0.23 in	3mm / 2mm, 5mm / 3mm, and 8mm / 6mm	1 - 24 (+ central duct)
Low Fire Hazard		
0.19 in / 0.12 in	5 mm / 3 mm	2 - 24 (+ central duct)
Aerial		
0.19 in / 0.13 in	5 mm / 3.5 mm	4, 7, 9, 10, 12, 17, 19 and 25 way




Micro-Path™ 0.629 in / 0.472 in | 16mm / 12mm
(more configurations and sizes available)



Low Fire Hazard



Aerial



Scan to learn more and download specs.

Conduit

Cable-in-Conduit

Cable-in-Conduit is HDPE smooth, solid wall conduit manufactured with pre-installed cable of your choice.

Standards:

Conduit meets or exceeds ASTM F2160, ASTM D3350, and ASTM D3485

Pre-Installed Cable:

Single or multiple cable pre-install available

Sizes:

- IPS 1 1/4 , 1 1/2 , 2, 2 1/2, 3, 4 inches

Colors:

- Available in 12 colors plus optional striping
- Custom colors available

UV Protection:

- Standard one-year UV protection package
- Additional packages available



Installation Methods:

- Plowing
- Planting
- Open Trench
- HDD

Delivery Method

- Segmented Reels

HDPE conduit material definition according to ASTM F2160

Property	Range or Minimum Requirement	Units	Cell Class	Test Method
Density	0.940 >	g/cc	3	ASTM D 792 or 1505
Melt Index	<0.4	g/10 minutes	3 or 4	ASTM D 1238
Flexural Modulus	80,000 >	psi	4 or 5	ASTM D 790
Tensile Strength	3000 >	psi	4 or 5	ASTM D 638
Environmental Stress Crack Resistance	F10>96	Hours (condition C)	8	ASTM D 1693

Nominal values that serve as guidelines.

Conduit

Cable-in-Conduit


HDPE IPS Smoothwall

IPS Size	Average OD	SCH	DR 13.5	DR 11	Schedule 40	Schedule 80
1 ¼	1.66	Min Wall	0.123	0.151	0.14	0.191
		Avg ID	1.394	1.338	1.36	1.258
		Weight lb/ft	0.263	0.312	0.293	0.379
1 ½	1.90	Min Wall	0.141	0.173	0.145	0.2
		Avg ID	1.599	1.535	1.59	1.48
		Weight lb/ft	0.341	0.406	0.35	0.459
2	2.375	Min Wall	0.176	0.216	0.154	0.218
		Avg ID	2.003	1.923	2.047	1.919
		Weight lb/ft	0.527	0.628	0.469	0.633
2 ½	2.875	Min Wall	0.213	0.261	0.203	0.276
		Avg ID	2.429	2.332	2.449	2.303
		Weight lb/ft	0.765	0.914	0.734	0.958
3	3.50	Min Wall	0.259	0.318	0.216	0.3
		Avg ID	2.961	2.844	3.048	2.88
		Weight lb/ft	1.126	1.347	0.957	1.28
4	4.500	Min Wall	0.296	0.364	0.237	0.377
		Avg ID	3.407	3.273	3.526	3.246
		Weight lb/ft	1.887	2.275	2.588	3.208

Note: 4" sch 40, 5" sch 40 & 6" sch 40 & sch 80 are NON-COILABLE items due to thin walls



Innerduct



Protect-N-Duct™

Plenum

Protect-N-Duct Plenum is an extremely lightweight, non-metallic, corrugated flexible innerduct for use in optical fiber/communication cable raceway systems.

Standards:

- Plenum - FT6 rated
- ETL listed to UL 2024
- CSA certified to CSA C22.2 No. 262-04

Sizes:

- 3/4 - 2 inches

Colors:


- Standard colors are orange and white
- Also available in yellow, blue, green, red, black, and gray

Pull Tape:

- Standard

Delivery Method

- Reels and coils



INNERDUCT - PLENUM

Trade Size	Inside Diameter (I.D.) in (mm)	Outside Diameter (O.D.) in (mm)
3/4"	0.774 - 0.834 (19.66 - 21.18)	1.020 - 1.060 (25.91 - 26.92)
1"	0.999 - 1.059 (25.40 - 26.90)	1.285 - 1.325 (32.64 - 33.65)
1 1/4"	1.328 - 1.392 (33.73 - 35.36)	1.628 - 1.672 (41.35 - 42.47)
1 1/2"	1.558 - 1.622 (39.57 - 41.20)	1.868 - 1.912 (47.45 - 48.56)
2"	2.015 - 2.079 (51.18 - 52.81)	2.323 - 2.387 (59.00 - 60.63)

INNERDUCT - PLENUM - STOCK REELS

Trade Size	Part Number	Pull Tape	Put-Up	Average I.D. (in)	Average O.D. (in)	Weight (lbs/ft)	Weight (lbs/Full Reel)
1"	PDP1000F0500R	900#	500	1.029	1.305	0.110	125
1"	PDP1000F1000R	900#	1000	1.029	1.305	0.110	175
1"	PDP1000F5000R	900#	5000	1.029	1.305	0.110	700
1"	PDP1000F8000R	900#	8000	1.029	1.305	0.110	1050
1 ¼"	PDP1250F0500R	900#	500	1.360	1.650	0.175	153
1 ¼"	PDP1250F1000R	900#	1000	1.360	1.650	0.175	255
1 ¼"	PDP1250F5000R	900#	5000	1.360	1.650	0.175	1015
1 ½"	PDP1500F0500R	900#	500	1.590	1.890	0.215	200
1 ½"	PDP1500F2500R	900#	2500	1.590	1.890	0.215	656
1 ½"	PDP1500F4000R	900#	4000	1.590	1.890	0.215	1010
2"	PDP2000F0500R	900#	500	2.047	2.355	0.240	220
2"	PDP2000F1000R	900#	1000	2.047	2.355	0.240	350
2"	PDP2000F2000R	900#	2000	2.047	2.355	0.240	630
2"	PDP2000F2500R	900#	2500	2.047	2.355	0.240	1000

- Plenum Innerduct is standard ORANGE or WHITE
- Special Colors and Put ups are available on request
- Split Plenum Innerduct is available on request

INNERDUCT - PLENUM - STOCK COILS


Trade Size	Part Number	Pull Tape	Put-Up	Average I.D. (in)	Average O.D. (in)	Weight (lbs/ft)	Weight (lbs/Full Reel)
1"	PDP1000F0250C	900#	250	1.029	1.305	0.110	28
1 ¼"	PDP1250F0200C	900#	200	1.360	1.650	0.175	35
1 ½"	PDP1500F0150C	900#	150	1.590	1.890	0.215	32
2"	PDP2000F0100C	900#	100	2.047	2.355	0.240	24

- Standard stock coils are standard ORANGE
- Specialty Coils are available on request
- Bold items are supplied in corrugated boxes

Protect-N-Duct™

Riser

Protect-N-Duct Riser is a strong and lightweight non-metallic, corrugated flexible innerduct with standard pull tape for use as raceway in optical fiber/communication cables in vertical runs in a shaft or between floors.



Standards:

- Riser - FT4 rated
- ETL listed to UL 2024
- CSA certified to CSA C22.2 No. 262-04

Sizes:

- 3/4 - 2 inches

Colors:

- Standard colors are orange and white
- Also available in yellow, blue, green, red, black, and gray; special colors available by request

Delivery Method

- Reels and coils

INNERDUCT - RISER

Trade Size	Inside Diameter (I.D.) in (mm)	Outside Diameter (O.D.) in (mm)
¾"	0.774 - 0.834 (19.66 - 21.18)	1.020 - 1.060 (25.91 - 26.92)
1"	0.999 - 1.059 (25.40 - 26.90)	1.285 - 1.325 (32.64 - 33.65)
1 ¼"	1.328 - 1.392 (33.73 - 35.36)	1.628 - 1.672 (41.35 - 42.47)
1 ½"	1.558 - 1.622 (39.57 - 41.20)	1.868 - 1.912 (47.45 - 48.56)
2"	2.015 - 2.079 (51.18 - 52.81)	2.323 - 2.387 (59.00 - 60.63)

INNERDUCT - RISER - STOCK COILS

Trade Size	Part Number	Pull Tape	Put-Up	Average I.D. (in)	Average O.D. (in)	Weight (lbs/ft)	Weight (lbs/Full Reel)
¾"	PDRU0750F0250C	200#	250	0.804	1.040	0.090	29
1"	PDRU1000F0250C	900#	250	1.029	1.305	0.110	34
1 ¼"	PDRU1250F0200C	900#	200	1.360	1.650	0.175	41
1 ½"	PDRU1500F0150C	900#	150	1.590	1.890	0.230	41
2"	PDRU2000F0100C	900#	100	2.047	2.355	0.260	32

- Standard stock coils are standard ORANGE
- Specialty Coils are available on request

INNERDUCT - RISER - STOCK REELS


Trade Size	Part Number	Pull Tape	Put-Up	Average I.D. (in)	Average O.D. (in)	Weight (lbs/ft)	Weight (lbs/Full Reel)
¾"	PDRU0750F8000R	400#	8000	0.804	1.040	0.09	941
1"	PDRU1000F0500R	900#	500	1.029	1.305	0.110	103
1"	PDRU1000F1000R	900#	1000	1.029	1.305	0.110	175
1"	PDRU1000F5000R	900#	5000	1.029	1.305	0.110	700
1"	PDRU1000F8000R	900#	8000	1.029	1.305	0.110	1194
1 ¼"	PDRU1250F0500R	900#	500	1.360	1.650	0.175	153
1 ¼"	PDRU1250F5000R	900#	5000	1.360	1.650	0.175	105
1 ½"	PDRU1500F1000R	900#	1000	1.590	1.890	0.230	320
1 ½"	PDRU1500F2500R	900#	2500	1.590	1.890	0.230	706
1 ½"	PDRU1500F4000R	900#	4000	1.590	1.890	0.230	1090
2"	PDRU2000F1000R	900#	1000	2.047	2.355	0.260	380
2"	PDRU2000F2000R	900#	2000	2.047	2.355	0.260	690
2"	PDRU2000F2500R	900#	2500	2.047	2.355	0.260	1050

- Riser Innerduct is standard ORANGE
- Special Colors and Put ups are available on request
- For halogen free products contact your Sales Agent or customer service

Protect-N-Duct™

General Purpose

Protect-N-Duct General Purpose is a corrugated, flexible, general purpose innerduct with standard pull tape suitable for use as raceway for optical and communication cables.



Standards:

- ETL listed to UL 2024
- CSA certified to CSA C22.2 No. 262-04

Sizes:

- 3/4 - 2 inches

Colors:

- Standard color is orange
- Also available in yellow, blue, green, red, black, and gray

Delivery Method

- Reels
- Coils are available by custom order

INNERDUCT - GENERAL PURPOSE

Trade Size	Inside Diameter (I.D.) in (mm)	Outside Diameter (O.D.) in (mm)
3/4"	0.774 - 0.834 (19.66 - 21.18)	1.020 - 1.060 (25.91 - 26.92)
1"	0.999 - 1.059 (25.40 - 26.90)	1.285 - 1.325 (32.64 - 33.65)
1 1/4"	1.328 - 1.392 (33.73 - 35.36)	1.628 - 1.672 (41.35 - 42.47)
1 1/2"	1.558 - 1.622 (39.57 - 41.20)	1.868 - 1.912 (47.45 - 48.56)
2"	2.015 - 2.079 (51.18 - 52.81)	2.323 - 2.387 (59.00 - 60.63)

REELS

Trade Size	Part Number	Pull Tape	Put-Up	Average I.D. (in)	Average O.D. (in)	Weight (lbs/ft)	Weight (lbs/Full Reel)
1"	PDGU1000F8000R	900#	8000	1.029	1.305	0.118	1258
1 1/4"	PDGU1250F5600R	900#	5600	1.360	1.650	0.130	1128
1 1/2"	PDGU1500F4500R	900#	4500	1.590	1.890	0.162	1129
2"	PDGU2000F2000R	900#	2000	2.047	2.355	0.195	704

- Coils are available by custom order
- General Purpose Innerduct standard stock is ORANGE

Innerduct

Kortech™

Kortech™ is a corrugated, flexible, continuous-length HDPE conduit with pull rope. It suitable for general purpose outdoor applications and includes a UV stabilization additive.

Sizes:


- 3/4 - 2 inches

Colors:

- Standard color is orange
- Also available in yellow, blue, green, red, black, and gray

Delivery Method

- Reels and coils



INNERDUCT - SINGLE WALL KORTECH®

Trade Size	Inside Diameter (I.D.) in (mm)	Outside Diameter (O.D.) in (mm)
¾" (21)	0.774 - 0.834 (19.66 - 21.18)	1.020 - 1.060 (25.91 - 26.92)
1" (27)	0.999 - 1.059 (25.40 - 26.90)	1.285 - 1.325 (32.64 - 33.65)
1 ¼" (35)	1.328 - 1.392 (33.73 - 35.36)	1.628 - 1.672 (41.35 - 42.47)
1 ½" (41)	1.558 - 1.622 (39.57 - 41.20)	1.868 - 1.912 (47.45 - 48.56)
2" (53)	2.015 - 2.079 (51.18 - 52.81)	2.323 - 2.387 (59.00 - 60.63)

REELS

Trade Size	Part Number	Pull Tape	Put-Up	Average I.D. (in)	Average O.D. (in)	Weight (lbs/ft)	Weight (lbs/Full Reel)
1"	PDCN1000F1000R	400#	1000	1.029	1.305	0.140	205
1"	PDCN1000F5000R	400#	5000	1.029	1.305	0.140	850
1"	PDCN1000F8000R	400#	8000	1.029	1.305	0.140	1290
1 ¼"	PDCN1250F1000R	400#	1000	1.360	1.650	0.175	255
1 ¼"	PDCN1250F5000R	400#	5000	1.360	1.650	0.175	1015
1 ½"	PDCN1500F1000R	400#	1000	1.590	1.890	0.230	320
2"	PDCN2000F1000R	400#	1000	2.047	2.355	0.260	380
2"	PDCN2000F2000R	400#	2000	2.047	2.355	0.260	690

- Single Wall Kortech® Standard Stock is ORANGE



Accessories



Accessories

Flex Couplers

Features & Specifications

- Compression coupling solution
- Provides watertight/airtight connection in buried or restrained applications
- Ability to join dissimilar materials, including HDPE, PVC, fiberglass, or metal
- Pressure tested to over 150 PSI
- Available to fit 1/2" through 8" conduit, including several special diameters
- Watertight to 200 psi restrained on smooth wall, ribbed, and corrugated duct



Nom Size	Part Number	Standard Duct Size	Coupling Body O.D.	Length	Pieces per count	Weight per count
			(in)	(in)		
1 1/4	EL-166	1.660" 1 1/4" IPS	2.400	5.25	50	28
2	EL-237	2.375" 2" IPS	3.170	6	25	25
3	EL-350	3.500" 3" IPS	4.500	6	18	38
4	EL-400	4.500" 4" IPS	4.500	6	12	34

Snap-Loc Couplers

Features & Specifications



- Fast, easy assembly & disassembly due to push-fit method
- Compact profile that reduces installation challenges in narrow trenches, manholes, and plowing machines
- Resistant to corrosion and most chemicals
- Suitable for blowing and pulling methods
- Provides option for locked and air-sealed assembly

Part Number	Nominal O.D.		Duct O.D.		Max Tension	Max Pressure	Units per box
	(mm)	(in)	(mm)	(in)			
8566109	26.6	3/4	26.6	1.050	580	230	144
8566112	42.2	1 1/4	42.2	1.660	1130	230	56

CoBALT Couplers

Features & Specifications

- UL Certified 514B - E510404
- Tapered design to help ease installation
- One-person installation with no special tools required
- Pressure tested to over 150 PSI
- Pull apart strength over 3,845+ lbs
- Tapered design to help couple out of round HDPE



Part Number	Description	PSI Tested	Strength lbs.	Lenght (in)	I.D. (in)	O.D. (in)	Material
CC125RR	1-¼" HDPE Coupler	150	950	7.75	1.67	2.453	Type 2
CC150RR	1-½" HDPE Coupler	150	1150	7.75	1.91	2.708	Type 2
CC200RR	2" HDPE Coupler	150	1450	7.75	2.39	3.23	Type 2
CC200RS	2" HDPE Coupler to 2" PVC Glue Slip Coupler	150	1450	7.75	2.39	3.23	Type 2
CC300RS	3" HDPE Coupler to 3" PVC Glue Slip Coupler	150	2200	8.5	3.502	4.52	Type 2
CC400RS	4" HDPE Coupler to 4" PVC Glue Slip Coupler	150	3800+	9	4.504	5.602	Type 2
CC125RRTII	1-¼" HDPE Coupler for Type II Pipe	150	950	7.75	1.67	2.453	Type 2
CC200RRTII	2" HDPE Coupler for Type II Pipe	150	1450	7.75	2.39	3.23	Type 2

Part Number	Description	PSI Tested	Pull Apart Strenght lbs.	Lenght (in)	I.D. (in)	O.D. (in)	PVC Material
CC125RRUL	1-¼" HDPE Coupler UL Listed	150	950	7.75	1.67	2.453	Type 2
CC150RRUL	1-½" HDPE Coupler UL Listed	150	1150	7.75	1.91	2.708	Type 2
CC200RRUL	2" HDPE Coupler UL Listed	150	1450	7.75	2.39	3.23	Type 2
CC200RSUL	2" HDPE to 2" PVC Glue Slip Coupler UL Listed	150	1450	7.75	2.39	3.23	Type 2
CC300RSUL	3" HDPE to 3" PVC Glue Slip Coupler UL Listed	150	2200	8.5	3.502	4.52	Type 2
CC400RSUL	4" HDPE to 4" PVC Glue Slip Coupler UL Listed	150	3800+	9	4.504	5.602	Type 2

Accessories

Microduct Couplers

Microduct Reducers

- Applications: Used to join microducts of different dimensions
- Min working temp: - 4F°
- Max working temp: 140F°
- Insertion force: 50N max (11 lbs)
- Retention force: 25N min (3mm), 55N (5mm), 125N (8mm, 10mm, and 12mm)

Sizes: 4-3mm, 5-3mm, 6-3mm, 6-4mm, 6-3.5mm, 7-5mm, 8-5mm, 8-6mm, 10-8mm, 12-8mm, 12-10mm.



Straight Connectors

- Applications: Used to join sections of microducts
- Min working temp: - 4F°
- Max working temp: 140F°
- Insertion force: 50N max (11 lbs)
- Retention force: 25N min (3mm), 55N (5mm), 125N (8mm, 10mm, and 12mm)

Sizes: 3mm, 4mm, 5mm, 6mm, 6.3mm, 7mm, 8mm, 10mm, 12mm, 16mm, and 18mm.



End Caps

- Applications: Used to block open ducts and prevent water and dirt from entering
- Min working temp: - 4F°
- Max working temp: 140F°
- Insertion force: 50N max (11 lbs)
- Retention force: 25N min (3mm), 55N (5mm), 125N (8mm, 10mm, and 12mm)

Sizes: 3mm, 4mm, 5mm, 6mm, 8mm, 10mm, 12mm, 16mm, and 18mm.



Microduct Couplers



Gas Block Connectors

- Applications: Facilitates joints between tubes, ensuring a seal, while also preventing gas leakage within the interstitial space between the tube and the fiber bundle
- Min Working temperature: -13F°
- Max Working temp: 140F°
- Burst pressure: 25 Bar minimum
- Gas sealing: 0.3 Bar
- Insertion Force: 50N Max (11 lbs). Retention force: 55N min (5mm tube) – 125N min (8mm and 10mm tubes)

Sizes: 3mm, 4mm, 5mm, 6mm, 7mm, 8mm.

Push Fit Connectors

- Applications: Designed for blown fiber microduct systems. Ensures a seamless and effective joint between microducts, enabling smooth fiber unit or microcable blowing under pressure without any snagging
- Optional dark rubber covers are available to enhance impact resistance, particularly in temperature extremes

Sizes: 3mm, 5mm, 7mm, 8mm, 10mm, 12mm, 14mm, 16mm, 18mm, 20mm.



Duct Seal Plugs



- Applications: A straightforward and efficient solution for sealing gas and water tightness in ducts. The modular system allows for installation in both new and existing situations

- Gas and watertight sealing pressure is up to 0.5 Bar

Sizes: 10mm, 12mm, 14mm, 16mm, 18mm, 20mm – duct sizes.

Accessories

Plenum Innerduct Accessories

INNERDUCT - PLENUM - SNAP COUPLING FITTINGS

Trade Size	Part Number	Carton Quantity
1"	PFCSP1000	50
1 ¼"	PFCSP1250	50
1 ½"	PFCSP1500	50
2"	PFCSP2000	50



INNERDUCT - PLENUM - SNAP THREADED TRANSITION ADAPTERS FITTINGS

Trade Size	Part Number	Carton Quantity
1"	PFTTP1000	50
1 ¼"	PFTTP1250	50
1 ½"	PFTTP1500	50
2"	PFTTP2000	50





**BUILDING BETTER
TOGETHER**

Atkore
16100 South Lathrop Avenue
Harvey, IL 60426

atkore.com

Atkore
Want to join a company that helps you build
the mindset, skill set and tool set for success?
Visit us at atkore.com/careers