


FIST-GC02-F

Base Product



FIST® GC02 Flat Fiber Optic Splice Closure

The generic closure FIST-GC02-F is a compact version of CommScope's standard FIST-GC02 closure. Like the FIST-GC02-B, the FIST-GC02-F is an environmentally sealed enclosure for the FIST fiber management system allowing splicing and passive component integration in the external network. The product can be tailored to almost any required configuration by adding splicing and/or passive device sub-assemblies. The FIST-GC02-F has provision for all cable termination and sealing requirements.

The closure is a single-ended design made of a thermoplastic material. The base and dome are sealed with a clamp (or latches) and an O-ring system.

The cable seals are manufactured from heat-shrinkable or gel material. The UMS (Universal Mounting System) profiles provide the foundation for mounting combinations of SOSA2 (Splicing Only Sub-Assembly) and/or SASA2 (Splitter Array Sub-Assembly) modules, which consist of a modular groove plate and trays.

The generic closure FIST-GC02 is offered in 2 sizes:

GC02-FC

279/150 mm base diameter and 384 mm long with 16 unit UMS (universal mounting system) profiles

GC02-FD

279/150mm base diameter and 432 mm long with 24 unit UMS (universal mounting system) profiles

Key features for the FIST-GC02-F closures:

Single-ended design

- Base and dome sealed with latches and O-ring system
- Bases available with 6 round ports (drop cables) and 1 oval port (looped cables) or 8 round ports
- Single-sided UMS (Universal Mounting System) frame provides foundation for mounting combinations of SOSA2 (splice only sub-assembly) and/or FSASA2 (field-installable splitter array sub-assembly) modules, which consist of a modular grooveplate and trays
- Compatible with most common cable types: e.g. loose tube, central core, ribbon fiber
- Uncut fibers can be stored in trays
- Mounting ears available as part of the dome
- Well-suited for use in combination with heat shrink or multi-out gel seals
- Closures can be used in aerial, pedestal and underground (up to 5 meters waterhead) environments

Product Classification

Regional Availability

EMEA

Product Type

Single-ended, rectangular fiber closure

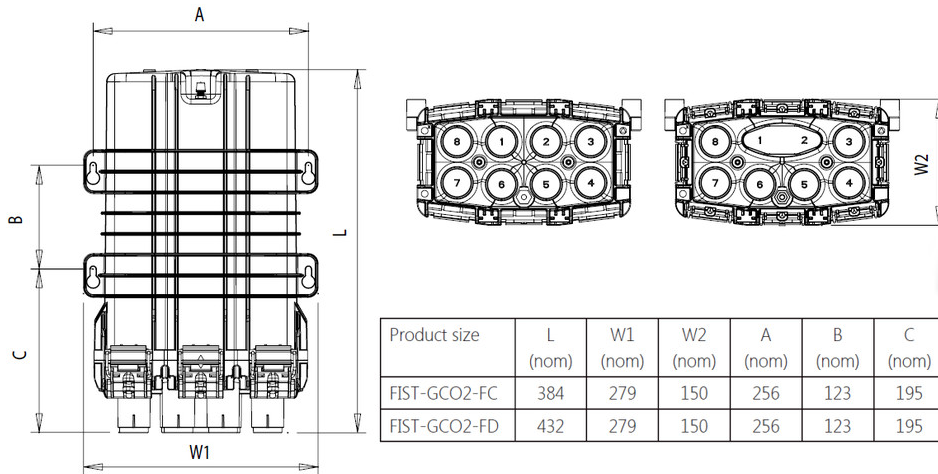
FIST-GC02-F

Product Brand	FIST®
Product Series	FIST-GC02

General Specifications

Cable Sealing Type	Gel kit (optional) Heat shrink
Closure Sealing Type	Base and dome sealed with latches and O-ring system
Closure Style	Single-ended
Color	Black
Mounting	Pole Strand Wall
Network Area Type	Distribution
Splice Tray Included, quantity	0
Splice Tray Type Included	No trays
Splicing Type, Supported	Mass fusion Single fusion

Dimension Drawing



Port Configuration

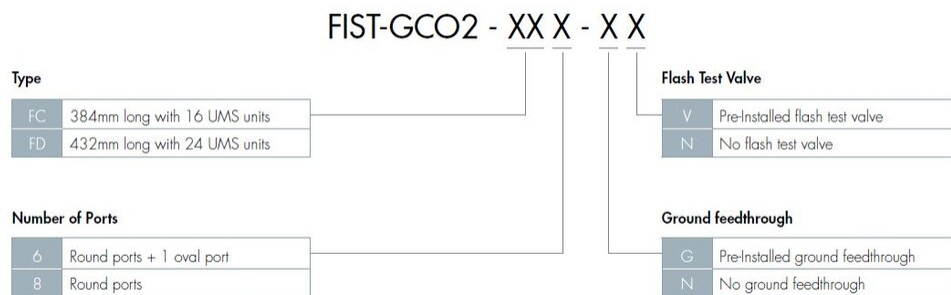
FIST-GCO2-F

Cable port capacity in mm		Heat shrink		Gel Seal					
Oval port (2 cables/port)									
Minimum Ø		2x12		2x5					
Maximum Ø		2x25		2x18					
Round ports (6 or 8 depending on base chosen)	1 round cable/port		2 round cables/port	3 round cables/port	4 round cables/port	4 flat cables/port	8 round cables/port	16 round cables/port	
	Heat shrink	Gel Seal	Gel Seal	Gel Seal	Gel Seal	Gel Seal	Gel Seal	Gel Seal	
Minimum Ø		1x5	1x11	2x8	3x6.5	4x4	4x(6.5x11)	8x3	16x0
Maximum Ø		1x30	1x14	2x11	3x8	4x7	4x(6.5x11)	8x5	16x3

Splicing Configuration

	FC	FD
UMS Units	16	24
# SC/SLE 4mm trays	16	24
# SE 8mm trays	8	12
# SHD 4mm trays	16	24
# R12 12mm FLAT ribbon trays	5	8
Max. Single splice capacity SC trays (4F/SC)	64	96
Max. Single splice capacity high dense trays (12F/SLE)	192	288
Max. Single splice capacity SE trays (12F/SE)	96	144
Max. Single splice capacity Super high dense trays (24F/SHD)	384	576
Max. mass splice capacity R12 trays (FLAT ribbon)	120	192
Max. mass splice capacity SE trays (Rollable ribbon G657A2 fiber)	288	432

Ordering Tree



Material Specifications

Material Type Impact-resistant polymer

Environmental Specifications

Environmental Space Below ground | Buried

FIST-GC02-F

Qualification Standards

IEC 61300, 5 m waterhead

Regulatory Compliance/Certifications

Agency

ISO 9001:2015

Classification

Designed, manufactured and/or distributed under this quality management system